

TELPAS Spring Online Training


TETN

Event # 35320

Cristina Gonzalez Vázquez, TEA Student Assessment
Paul Thomason, Pearson



Topics


- ▶ Assembling writing collections
 - ▶ Holistic rating training requirements, including supplemental training
 - ▶ Tips on using reports to monitor course completions and qualification activities
 - ▶ Local media application
 - ▶ Updates
 - ▶ Future plans
- 

Assembling Writing Collections

Writing in Grades 2–12

- ▶ Writing collection instructions in manuals emphasize importance of authentic writing aligned to the Texas English language proficiency standards (ELPS) and content-area TEKS
 - Avoid formulaic or school-wide writing assignments
 - Do not allow TELPAS writing days where all writing is done in 1 day
- ▶ Authentic writing assignments allow ELLs to demonstrate their ability to communicate in writing about what they are learning

Holistic Rating Training Requirements




Training Requirements

- ▶ **NEW** raters complete basic training in the fall; this allows them to use the PLDs to guide instruction and monitor progress throughout the year
- ▶ **ALL** raters complete online training in the spring to practice rating students prior to TELPAS assessment


Reminder:

- Vast majority of Level 1 training should occur in fall
- In spring, Level 1 course is offered to cover extenuating circumstances

Spring 2010 Online Training

- ▶ Level 1: Basic Training Course for Kindergarten and Grade 1
 - ▶ Level 2: Refresher Course for Kindergarten and Grade 1
 - ▶ Level 1: Basic Training Course for Grades 2–12
 - ▶ Level 2: Refresher Course for Grades 2–12
 - ▶ Assembling and Verifying Grades 2–12 Writing Collections
- 

Who Takes Which Training

- ▶ **Level 1 basic online training courses**
Newly assigned K-12 raters who have not yet been trained and 2-12 raters previously trained but not yet qualified
 - ▶ **Spring online qualification**
For grades 2-12 Level 1 trainees
 - ▶ **Level 2 online refresher training courses**
For all other raters – the vast majority
 - K-1 previously trained raters (includes those trained in fall 2009)
 - 2-12 previously trained and qualified raters (includes those trained and qualified in fall 2009)
- 


Key Dates for Holistically Rated Components

Online Course Start Dates	
• Assembling and Verifying Writing Collections	1/4
• Level 1: Basic Training for K–1 Raters	2/1
• Level 2: Refresher for K–1 Raters	2/1
• Level 1: Basic Training for 2–12 Raters	2/1
• Level 2: Refresher for 2–12 Raters	2/1
Online Qualification Window Opens	2/1
Collection of Writing Begins	2/1

End Dates for Holistic Rating Training

- TEA recommends end date of March 8, first day of TELPAS assessment window
- Raters are directed, however, to complete training by the dates established by their testing coordinator and that they must complete training requirements before rating their students
- Courses and qualification will be open throughout TELPAS assessment window to
 - allow districts to handle extenuating circumstances
 - allow raters to refer back to course information and practice activities as they rate their students

New Level 2 Supplemental Training Requirements Beginning Spring 2010

- For K-12 raters who do not rate students accurately enough on Level 2 (refresher course) practice activities
 - Instructions found in Rater Activity 2 of TELPAS Manual and at end of Level 2 modules
 - Testing coordinators to monitor status of raters required to complete supplemental training
 - Testing coordinators to plan ways to maintain validity and reliability of rating process for raters who do not complete supplemental training successfully
- 

Supplemental Training Instructions

- ▶ Supplemental training is required in each **Level 2** language domain in which the individual rates fewer than 5 of the 7 students successfully
- ▶ Those who need supplemental training are directed, by language domain, to –
 1. review the students rated incorrectly and rating feedback
 2. see campus coordinator if clarification needed

To assist, campus coordinators can –

- help rater if trained and has expertise to provide clarification
- make sure rater was using assessment rubrics during practice activities
- refer individual to state-authorized TELPAS trainer

Supplemental Training Instructions

3. review contents of **Level 1** language domain module and complete the 5 practice activities

Exception: For **grades 2–12 writing**, raters are directed to two Level 1 modules: first the Level 1 **writing module** to review training content and then the Level 1 **writing practice module** to complete the 5 practice activities.


- ▶ If individual rates 4 of the 5 students successfully in the Level 1 module, supplemental training for that domain is complete
- ▶ If fewer rated successfully, campus coordinator is to be contacted for instructions

Supplemental Training Instructions

- ▶ In either case, rater prints results from Training History and turns them in to campus coordinator


Note: Two training reports, the TELPAS Confidential Course Completion Roster and the TELPAS At-A-Glance Training & Qualification Report, have been modified to make it easier for testing coordinators to see how raters perform on Level 2 practice activities.

Careful with Confusion Between Supplemental Training and Additional Writing Practice Modules (Grades 2–12)

- ▶ Level 2 refresher for grades 2–12 contains an additional writing practice module which raters who need supplemental training might do, by mistake, thinking it is their supplemental training
 - ▶ Raters will not get confused if they follow the instructions in the TELPAS Manual and online course
- 


Options for Additional Writing Practice Module

Coordinators may encourage or require raters to do this module

- ▶ before Level 2 writing module
 - ▶ before Level 1 supplemental training if not successful on Level 2
 - ▶ after Level 1 supplemental training if not successful (as part of rating support plan)
- 

Individuals Not Successful on Supplemental Training


Districts are responsible for ensuring the validity and reliability of the rating process. Recommendations:

- Do not use rater
 - Use rater with rating support
 - Have rater do additional review and, based on that, make decision about whether additional rating support needed during live assessment
- 

Bottom Line

- ▶ Testing coordinators are responsible for overseeing whether raters
 - complete necessary training
 - are adequately prepared to serve as independent raters


Monitoring Course Completions and Performance and Qualification Activities



Available Reports for Online Training and Qualification


- ▶ **TELPAS Confidential Course Completion Roster**
 - List of users showing courses done, module results, and time in modules
- ▶ **TELPAS Course Completion Summary Report**
 - Summarizes by course how many users are done or in progress
- ▶ **TELPAS Confidential Rater Qualification Roster**
 - List of users showing qualification status and results
- ▶ **TELPAS Confidential Rater Qualification Summary Information**
 - Summarizes how many attempted, successful, and unsuccessful qualifications
- ▶ **TELPAS At-A-Glance Training & Qualification Report**
 - List of users with key course completion and qualification information

Who Can Access Reports from the Texas TrainingCenter

- ▶ Region and district testing coordinators are given administrative access by Pearson
 - ▶ Region and district testing coordinators may choose to give administrative access to individuals as assistants at the region or district level
 - ▶ Campus testing coordinators receive administrative access upon approval by district test coordinators or district coordinator assistants
- 

Running Reports and Report Formats

- ▶ Reports are available by semester
- ▶ Report can be viewed in 3 different formats
 - Web view
 - PDF file
 - CSV file
- ▶ Data in CSV file format can be manipulated in a way that is most useful



The screenshot shows a web interface for running reports. At the top, there is a yellow button with a bar chart icon and the text "Run Report". Below this is a blue button with a left-pointing arrow and the text "Go Back". Underneath, there is a "Year:" label followed by a dropdown menu showing "Fall 2009" and a "View Report" button. Below these elements is a section titled "Report" which contains two buttons: "Export to CSV" and "Export to PDF".

TELPAS Confidential Course Completion Roster

Texas English Language Proficiency Assessment System (TELPAS) Online Training Confidential Course Completion Roster

Region: **56 Example Region**

District: **Example ISD**

Use this report to monitor supplemental training

◀ Page: 4 of 579 ▶

20 per page

First Name	Last Name	Course Title	Date Started	Date Completed	Time in Module (mins.)	Activities Correct/Possible	% Correct
Example Region							
Example ISD							
Example EI							
DKKDFirst	DKKDLast	Level 2 TELPAS Rater Online Refresher Course for Kindergarten and Grade 1	2/11/2009	2/11/2009			
		Practice: Rating Listening	2/11/2009	2/11/2009	11	6 / 7	86
		Practice: Rating Speaking	2/11/2009	2/11/2009	12	6 / 7	86
		Practice: Rating Reading	2/11/2009	2/11/2009	8	7 / 7	100
		Practice: Rating Writing	2/11/2009	2/11/2009	13	7 / 7	100
DKTDFirst	DKTDLast	Level 2 TELPAS Rater Online Refresher Course for Grades 2-12	2/19/2009	2/19/2009			
		Practice: Rating Listening	2/19/2009	2/19/2009	9		
		Grades 3 to 5				3 / 7	43
		Practice: Rating Speaking	2/19/2009	2/19/2009	8		
		Grades 3 to 5				7 / 7	100
		Practice: Rating Writing	2/19/2009	2/19/2009	7		
		Grades 3 to 5				4 / 7	57
		Practice: Rating Additional Writing	2/19/2009	2/19/2009	5		
		Grades 3 to 5				1 / 5	20
EDQOFirst	EDQOLast	Level 1 TELPAS Rater Online Training Course for Kindergarten and Grade 1	2/23/2009	In Progress			
		Writing	2/23/2009	In Progress			

TELPAS Course Completion Summary Report

Texas English Language Proficiency Assessment System (TELPAS) Online Training
Course Completion Summary Report

Region: **Example Region**

District: **Example ISD**

◀ Page: 4 of 10 ▶

20 per page

Course Title	Users In Progress	Users Complete	% Complete
Example Region			
Example ISD			
Example EI			
Listening	0	3	100 %
<i>Grade 2</i>		3	
<i>Grades 3 to 5</i>		3	
Speaking	0	3	100 %
<i>Grade 2</i>		3	
<i>Grades 3 to 5</i>		3	
Writing	0	3	100 %
Writing Practice	0	3	100 %
<i>Grade 2</i>		3	
<i>Grades 3 to 5</i>		2	
Additional Writing Practice	0	1	100 %
<i>Grade 2</i>		1	
<i>Grades 3 to 5</i>		1	
Second Example EI			
Level 1 TELPAS Rater Online Training Course for Grades 2–12	1	0	0 %
Overview	0	1	100 %
Example H S			
Level 1 TELPAS Rater Online Training Course for Grades 2–12	1	0	0 %
Overview	0	1	100 %
Another Example EI			
Level 1 TELPAS Rater Online Training Course for Grades 2–12	0	1	100 %
Overview	0	1	100 %
Listening	0	1	100 %

TELPAS Confidential Rater Qualification Report

Texas English Language Proficiency Assessment System (TELPAS) Rater Qualification
Grades 2 - 12 Writing
Confidential Rater Qualification Roster

Region: 56 Example Region

District: Example ISD

20 per page

Rater	Cluster	First Attempt			Second Attempt			Qualified Rater of Writing in Grade 2 or Higher
		% Correct	Qualified	Date	% Correct	Qualified	Date	
Example Region								
Example ISD								
Example EI								
KXAKFirst KXAKLast	Grade 2	90	Yes	8/15/2009				Yes
	Grades 3-5	70	Yes	8/16/2009				Yes
Another Example EI								
GHVPFirst GHVPLast	Grade 2	70	Yes	8/10/2009				Yes
	Grades 2-12	53	No	8/10/2009	53	No	8/10/2009	
	Grades 3-5	90	Yes	8/10/2009				Yes
Fictive EI								
LWSLFirst LWSLLast	Grade 2	50	No	8/14/2009				
Example H S								
HESLFirst HESLLast	Grade 2	##						
	Grades 9-12	60	No	8/14/2009	80	Yes	8/14/2009	Yes
KXEHFirst KXEHLast	Grades 9-12	70	Yes	8/14/2009				Yes
Naught A. Reel EI								
AFBPFirst AFBPLast	Grade 2	70	Yes	8/14/2009				Yes
	Grades 3-5	##						
Third Example EI								
GHYEFIRST GHYELAST	Grade 2	70	Yes	8/14/2009				Yes

20 per page

TELPAS Confidential Rater Qualification Summary Information

TELPAS Rater Qualification Fall 2009 Grades 2 - 12 Writing Confidential Rater Qualification Summary Information

Region: **56 Example Region**

District: **Example ISD**

All Clusters	Number	Percent	Grades 6-8	Number	Percent
Attempted Qualifications	9	100	Attempted Qualifications	0	100
Successful Qualifications	8	89	Successful Qualifications	0	0
Successful After 1st Attempt	7	78	Successful After 1st Attempt	0	0
Successful After 2nd Attempt	1	11	Successful After 2nd Attempt	0	0
Unsuccessful After Two Attempts	1	11	Unsuccessful After Two Attempts	0	0
Unsuccessful After 1st Attempt/No 2nd Attempt Yet	1 *		Unsuccessful After 1st Attempt/No 2nd Attempt Yet	0 *	
Grade 2	Number	Percent	Grades 2-12	Number	Percent
Attempted Qualifications	4	100	Attempted Qualifications	1	100
Successful Qualifications	4	100	Successful Qualifications	0	0
Successful After 1st Attempt	4	100	Successful After 1st Attempt	0	0
Successful After 2nd Attempt	0	0	Successful After 2nd Attempt	0	0
Unsuccessful After Two Attempts	0	0	Unsuccessful After Two Attempts	1	100
Unsuccessful After 1st Attempt/No 2nd Attempt Yet	1 *		Unsuccessful After 1st Attempt/No 2nd Attempt Yet	0 *	
Grades 3-5	Number	Percent	Grades 9-12	Number	Percent
Attempted Qualifications	2	100	Attempted Qualifications	2	100
Successful Qualifications	2	100	Successful Qualifications	2	100
Successful After 1st Attempt	2	100	Successful After 1st Attempt	1	50
Successful After 2nd Attempt	0	0	Successful After 2nd Attempt	1	50
Unsuccessful After Two Attempts	0	0	Unsuccessful After Two Attempts	0	0
Unsuccessful After 1st Attempt/No 2nd Attempt Yet	0 *		Unsuccessful After 1st Attempt/No 2nd Attempt Yet	0 *	

* This data is not included in the Attempted Qualifications total

TELPAS At-A-Glance Training & Qualification Report

Texas English Language Proficiency Assessment System (TELPAS) Online Training At-A-Glance Training & Qualification Report

Region: 56 Example Region

District: Example ISD

Can also be used to monitor supplemental training

Page: 1 of 2 ▾ ▶

20 ▾ per page

Online Training			Qualification			
First Name	Last Name	Course	Status	Qualified	Date*	Cluster
Example Region						
Example ISD						
Ejemplo EI						
KXAKFirst	KXAKLast	TELPAS Rater Online Training Course for Grades 2-12 Level 2	Complete*	Yes	8/16/2009	Grades 3-5
Otro Ejemplo EI						
GHVPFirst	GHVPLast	TELPAS Rater Online Training Course for Grades 2-12 Level 1	Complete	Yes	8/10/2009	Grade 2
An Example EI						
KKNFFirst	KKNFLast	TELPAS Rater Online Training Course for Grades 2-12 Level 1	Complete	No		
Make Believe EI						
KKRDFirst	KKRDLast	TELPAS Rater Online Training Course for Grades 2-12 Level 1	In Progress	No		
KKRDFirst	KKRDLast	TELPAS Rater Online Training Course for Kindergarten and Grade 1 Level 1	In Progress	N/A	N/A	N/A
Faye Klee Naimed EI						
HEPNFirst	HEPNLast	TELPAS Rater Online Training Course for Kindergarten and Grade 1 Level 2	In Progress	N/A	N/A	N/A
Another Example EI						
ACFQFirst	ACFQLast	TELPAS Rater Online Training Course for Grades 2-12 Level 1	In Progress	Yes	2/9/2006	Grades 2-5
Pretend EI						
BKRJFirst	BKRJLast	TELPAS Rater Online Training Course for Grades 2-12 Level 2	Complete	No		
BQSAFirst	BQSALast	TELPAS Rater Online Training Course for Grades 2-12 Level 1	Complete	No		
KKNGFirst	KKNGLast	TELPAS Rater Online Training Course for Grades 2-12 Level 1	Complete	No		

Page: 1 of 10 ▾ ▶

20

1 The qualification date represents the last successful qualification. If no successful is on file, the most recent unsuccessful attempt is shown.

2 An asterisk indicates that supplemental training is required


Local Media Option

Purpose

The Flash-based applications below allow the training participants to view course media examples (the videos) without streaming them through an internet connection.

As the technical support person for your district or campus, please review the list below to determine if the Local Media Option (LMO) would be beneficial.

If your campuses or districts:

- have limited internet connections,
 - have network bandwidth limitations, and/or
 - would experience slow response times when multiple users access videos at the same time
- 

Instructions for Removing the Previous LMO files

- Each file from the training conducted fall 2009 will need to be uninstalled individually before installing the new files.
- To uninstall the old files, either locally on each machine, or on a network server, navigate to
 - ‘Start’,
 - ‘Control Panel’,
 - ‘Add/Remove Programs’
 - Find ‘TELPAS Videos Level 1’..., ‘TELPAS Videos Level 2’... etc.

Instructions for Downloading the New Files

- Upon download from the LMO FTP site (<http://www.texasassessment.com/telpassecurer/>), install the LMO files to whichever directory is preferred; the installation leads you through the process upon launch of the downloaded files.
 - Over a T-1 connection, the files usually take less than two minutes to download and install connection
- Once installed, the LMO files appear as icons on the desktop, and can be launched from the icons.

[Click here](#) to download printable Local Media Option installation instructions.

COURSE NAME	APPROX. SIZE	DOWNLOAD LINK
TELPAS K-1 Level 1 Training	121 MB	Mac Media Viewer Installer
	148 MB	PC Media Viewer Installer
TELPAS K-1 Level 2 Refresher	161 MB	Mac Media Viewer Installer
	188 MB	PC Media Viewer Installer
TELPAS 2-12 Level 1 Training	321 MB	Mac Media Viewer Installer
	348 MB	PC Media Viewer Installer
TELPAS 2-12 Level 2 Refresher	496 MB	Mac Media Viewer Installer
	522 MB	PC Media Viewer Installer

CONFIGURATION

There are a number of installation options that you can configure. These options have no impact on how the application runs after it has been installed. Unless absolutely necessary, the application should be installed with all default settings.

LICENSE

Distribution of this application is restricted to the Local Media Option delivery of the TELPAS Rater Online Training.

SUPPORT

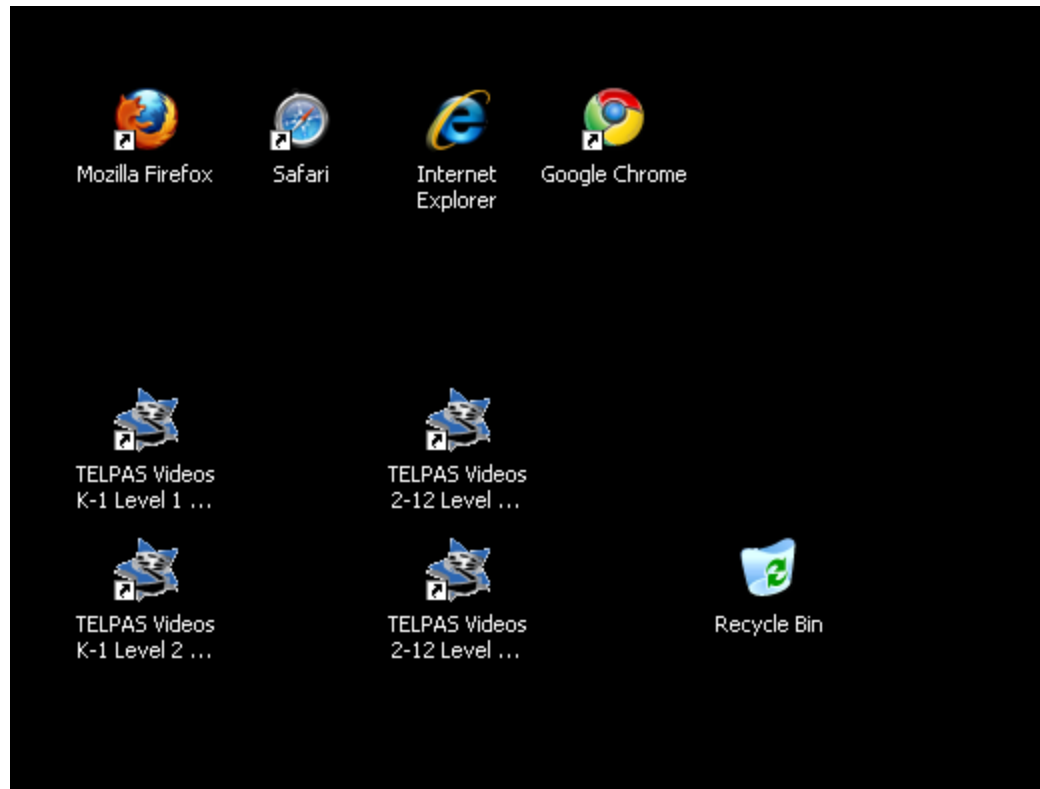
For support of this application please contact Pearson:

Phone: 800-627-0225

E-mail: TELPAS.techhelp@support.pearson.com

Hours: Monday–Friday, 7:00 A.M. to 7:00 P.M. CT

Local Media Option



Local Media Option

K-1 Level 1 Example

TELPAS Videos K-1 Level 1 Training


File View Control Help

TELPAS VIDEOS FOR LEVEL 1 ONLINE TELPAS RATER TRAINING FOR GRADES K-1
for courses using local media option

exit

© 2010 Texas Education Agency

Listening	Speaking	Reading	Writing
Zacharie 1	Fernando 1	Srijay 1	Esmaeel 1
Zacharie 2	Fernando 2	Srijay 2	Esmaeel 2
Zacharie 3	Fernando 3	Srijay 3	Esmaeel 3
Andrea 1	Fernando 4	Srijay 4	Annie 1
Andrea 2	Dania 1	Joaquim 1	Annie 2
Andrea 3	Dania 2	Joaquim 2	Annie 3
Andrea 4	Dania 3	Joaquim 3	Annie 4
	Dania 4	Joaquim 4	
		Joaquim 5	



Video player controls: play/pause, progress bar, volume.

Local Media Option

For support of the Local Media Option
please contact Pearson:

Phone: 800-627-0225


Email: TELPAS.techhelp@support.pearson.com

Hours: Monday–Friday, 7:00 A.M. to 7:00 P.M. CT



Updates

TELPAS TrainingCenter Updates

- ▶ Improvement to navigation of course list page
 - ▶ Enhancements to certificates
 - ▶ Save/Exit feature
 - ▶ Username/password recovery
 - ▶ Modification to course completion roster for easier tracking
- 

Course List Screen Navigation

TELPAS Training Course List

It appears as though a user on this machine has already consented to the Rater Agreement. If you have not consented to the agreement or would like to read it again you may [review the oath](#).

The TELPAS training courses are listed below. Click on the course title box for more information about the course. Then click on a module title to launch the training.



Show me Tips for Course Completion

Kindergarten and Grade 1

Level 1: Basic Training for Kindergarten and Grade 1 (3-4 hours)



Grades 2-12

Level 1: Basic Training for Grades 2-12 (4-5 hours)

Initial view



Course List Screen Navigation

Kindergarten and Grade 1

Level 1: Basic Training for Kindergarten and Grade 1 (3-4 hours) +

Grades 2–12

Level 1: Basic Training for Grades 2–12 (4-5 hours)

Expanded view -

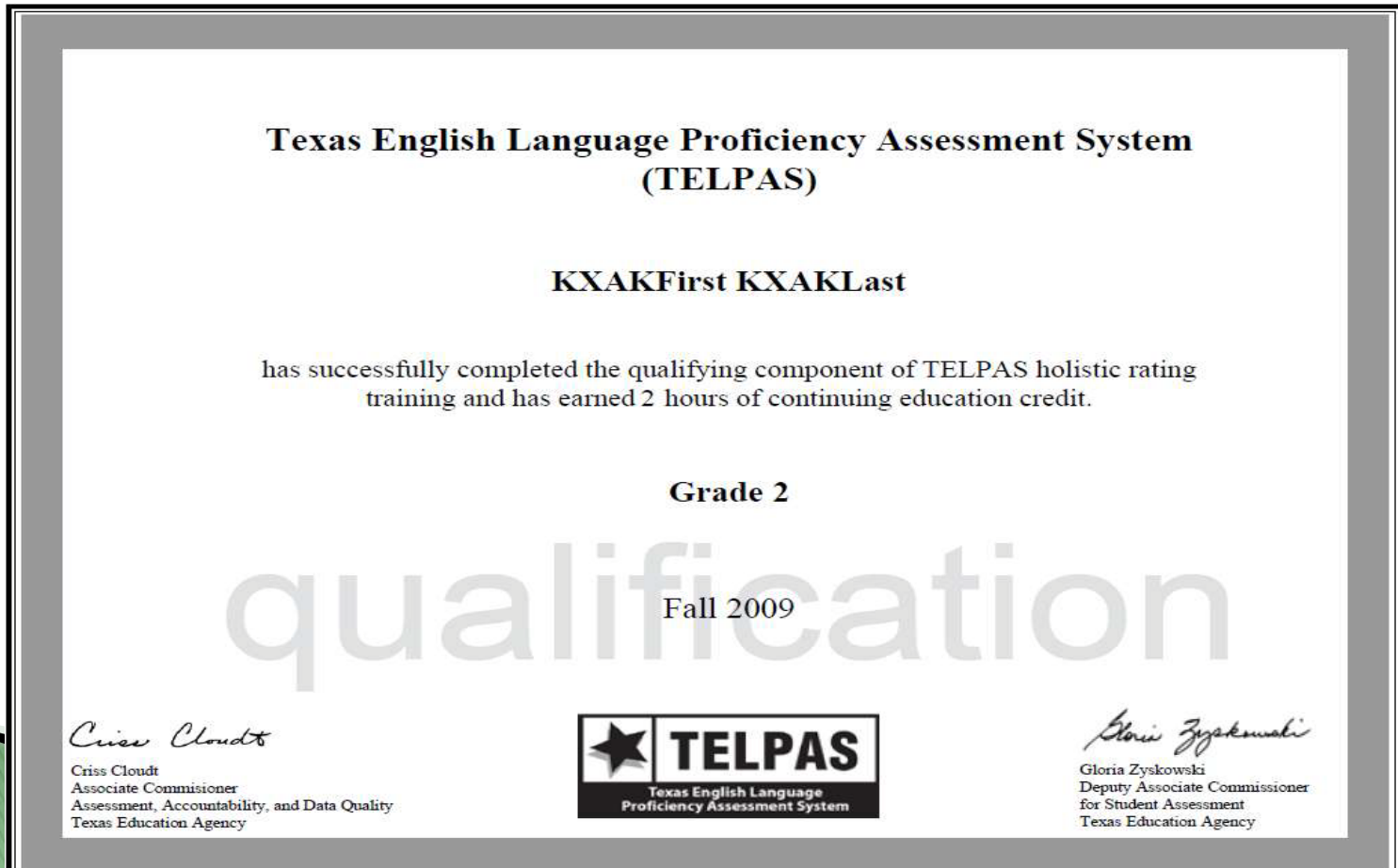
Level 1 TELPAS Rater Online Training Course for Grades 2–12

This course is for newly identified raters and individuals who have been trained previously but have not yet successfully completed TELPAS rater qualification requirements. This course provides training and rating practice in the listening, speaking, and writing language domains. Individuals will need to complete this course prior to qualification and the spring assessment.

- Overview
- Listening* - The use of headphones or quality external speakers is necessary to complete this module.
- Speaking* - The use of headphones or quality external speakers is necessary to complete this module.
- Writing
- Writing Practice*
- Additional Writing Practice*

Enhancement to Certificates

- ▶ Watermark added to show authenticity of certificate
 - Will either show training, qualification, or refresher



Save/Exit Feature

Fall 2009 functionality


- Overview
- Listening* - The use of headphones or quality external speakers is necessary to complete this module.
- Speaking* - The use of headphones or quality external speakers is necessary to complete this module.
- Writing
- Writing Practice*
- Additional Writing Practice*

**These modules contain rating activities. Complete all activities before exiting the module. If you exit the module before viewing the final screen that shows your results, your work will not be saved and you will need to start over when you resume.*


Starting spring 2010 raters will be able to save their work and resume where they left off when they return.

Future Plans

Future Expanded Qualification Requirements

- ▶ Beginning in 2010–2011, listening and speaking to be added to qualification component for raters of students in grade 2 or higher
 - ▶ Same number of students per qualification set – rating of writing, listening, and speaking within each set; qualification overall, not by domain
 - ▶ Raters already qualified won't have to qualify again
 - ▶ Beginning in 2011–2012, qualification requirements to apply to K–1 raters too – all domains to be included
- 

Resources

- ▶ 2010 District and Campus Coordinator Manual
 - Includes the *Fall 2009–Spring 2010 Coordinator’s User Guide for Online Training and Qualification*
 - ▶ 2010 TELPAS Manual for Raters and Test Administrators
 - Includes the *Fall 2009–Spring 2010 Rater’s User Guide for Online Training and Qualification*
 - ▶ Assembling and Verifying Grades 2–12 Writing Collections online course
 - Found on the Texas TrainingCenter
 - ▶ 2009–2010 Writing Collection Overview PowerPoint training slides
 - Available on TEA’s Student Assessment Division website on the ELL Assessments page
- 

Contact Information

- ▶ E-mail Address:
 - ELL.Tests@tea.state.tx.us
 - ▶ Student Assessment Division phone:
 - 512-463-9536
- 