

Update to Content Not Reviewed by SRP

Request to Update Content Reviewed and Accepted by the State Review Panel (SRP)

Proposed changes shall be made available for public review on Texas Education Agency's website for a minimum of seven calendar days prior to approval.

Proclamation Year: 2015

Publisher: Studies Weekly, Inc.

Subject Area/Course: Social Studies Grade 1

Adopted Program Information:

Title: Texas Studies Weekly: First Grade

ISBN: 978-1-936766-61-1

Enter the identical Program Title of your identical product that will contain the identical updates.

Identical Program Title: N/A

Identical Program ISBN:N/A

Adopted Component Information

Title: Texas Studies Weekly: First Grade Teacher Edition

ISBN: 978-1-936766-61-1

Enter the identical component title of your identical product that will contain the identical updates.

Identical Component Title: N/A

Identical Component ISBN:N/A

Publisher's overall rationale for this update

As requested by the TEA, Studies Weekly is providing all new standards alignment forms for our updated publications to support the streamlined TEKS.

As requested by the TEA, Studies Weekly also updated the frontmatter in our Teacher Editions to include the correct notation of the Streamlined TEKS. This is a documentation of these updates to the Teacher Edition front matter.

Publisher's overall description of the change

Studies Weekly is providing the TEA's alignment form for each grade level in Excel format.

We list the standards at the beginning of every Unit and Week of content in the Teacher Edition. We have updated these lists to include the correct notation of the Streamlined TEKS.

Update to Content Not Reviewed by SRP

Access Information

Enter access information below to the adopted version of the instructional materials and the proposed new content.

Currently Adopted Content URL: <https://online.studiesweekly.com>

Currently Adopted Content Username: TXreview

Currently Adopted Content Password: Demo2024

Proposed Updated Content URL: <https://online.studiesweekly.com>

Proposed Updated Content Username: TXreview

Proposed Updated Content Password: Demo2024

Update comparison:

Each change in the component on this form should be documented in the update comparison below. You must submit a separate request for **each component**, not each change. (**Note:** Repeat this section as often as needed by copying and pasting the entire area from the (SE)(Breakout(s)) and (Citation Type(s)) to the dividing line for each change.)

(SE)(Breakout(s)) and (Citation Type(s))

The Standards section in the frontmatter of our Teacher Editions **was never cited in our correlations**, therefore we don't have any breakouts to reference in these changes, nor would they apply to any citation types. We are just updating the notation of the TEKS in our frontmatter, which is a reference tool only.

Description of the specific location and hyperlink to the exact location of currently adopted content

In the left navigation panel of the Teacher Edition, click Unit 1. Standards are listed at the top of the web page.

<https://online.studiesweekly.com/teacher/classrooms/888da0c4-aa4b-4d5d-b854-c2beebea131ff/publications/117/teacher-resources>

Description of the specific location and hyperlink to the exact location of the proposed new content

In the left navigation panel of the Teacher Edition, click Unit 1. Standards are listed at the top of the page.

<https://online.studiesweekly.com/teacher/classrooms/888da0c4-aa4b-4d5d-b854-c2beebea131ff/publications/569/teacher-resources>

Screenshot of Currently Adopted Content

Insert a screenshot of your currently adopted content.

Update to Content Not Reviewed by SRP

Comprehensive materials.

Publication
Texas Studies Weekly—My School and Local Community

Unit 1
Communities

Week 1
I Am a Member of a Community

Week 2
Authority Figures

Week 3
Rules and Laws

Unit 2
Government and Citizens

Unit 3
Geography

Unit 4
Culture

Unit 5
Economics

Unit 6
History

Standards

- **1.10A**
Explain the purpose for rules and laws in the home, school, and community.
- **1.10**
Government. The student understands the purpose of rules and laws.
- **1.10B**
Identify rules and laws that establish order, provide security, and manage conflict.
- **1.11A**
Identify the responsibilities of authority figures in the home, school, and community.
- **1.11**
Government. The student understands the role of authority figures, public officials, and citizens
- **1.12A**
Identify characteristics of good citizenship, including truthfulness, justice, equality, respect for oneself and others, responsibility in daily life, and participation in government by educating oneself about the issues, respectfully holding public officials to their word, and voting.
- **1.12**
Citizenship. The student understands characteristics of good citizenship as exemplified by historical figures and other individuals.
- **1.16A**
Gather information about a topic using a variety of valid oral and visual sources such as interviews, music, pictures, symbols, and artifacts with adult assistance.
- **1.16**
Social Studies Skills. The student applies critical-thinking skills to organize and use information acquired from a variety of valid sources, including technology.
- **1.16B**
Sequence and categorize information.
- **1.17**
Social studies skills. The student communicates in oral, visual, and written forms.
- **1.17C**
Express ideas orally based on knowledge and experiences.
- **1.17D**
Create and interpret visual and written material.
- **1.17E**
Use social studies terminology correctly.

Need more resources?

Screenshot of Proposed New Content
Insert a screenshot of your proposed new content.

Need more resources?

Check out the Week, Unit, and Publication sections for comprehensive materials.

Publication
Texas Studies Weekly—My School and Local Community

Unit 1
Communities

Week 1
I Am a Member of a Community

Week 2
Authority Figures

Week 3
Rules and Laws

Unit 2
Government and Citizens

Unit 3
Geography

Unit 4
Culture

Unit 5
Economics

Unit 6
History

Unit 1
Communities
PRINT

Standards

- **1.10(A)**
explain the purpose for rules and laws in the home, school, and community
- **1.10(B)**
identify rules and laws that establish order, provide security, and manage conflict
- **1.11(A)**
identify the responsibilities of authority figures in the home, school, and community
- **1.12(A)**
identify characteristics of good citizenship, including truthfulness, justice, equality, respect for oneself and others, responsibility in daily life, and participation in government by educating oneself about the issues, respectfully holding public officials to their word, and voting
- **1.16(A)**
identify and state facts based on relevant evidence
- **1.16(C)**
gather information about a topic using a variety of valid oral and visual sources such as interviews, music, pictures, symbols, and artifacts with adult assistance
- **1.16(D)**
sequence and categorize information
- **1.17(C)**
communicate information visually, orally, or in writing based on knowledge and experiences in social studies.
- **1.17(D)**
create and interpret visual and written material
- **1.17(E)**
use social studies terminology correctly
- **1.17(F)**
Apply and practice classroom rules and procedures for listening and responding respectfully.
- **1.18(A)**
Use democratic procedures to collaborate with others when making decisions in issues in the classroom, school, or community

(SE)(Breakout(s)) and (Citation Type(s))
Same as above.

Description of the specific location and hyperlink to the exact location of currently adopted content

Update to Content Not Reviewed by SRP

In the left navigation panel of the Teacher Edition, click Week 1. Standards are listed at the top of the web page.

<https://online.studiesweekly.com/teacher/classrooms/888da0c4-aa4b-4d5d-b854-c2beebea131ff/publications/117/teacher-resources>

Description of the specific location and hyperlink to the exact location of the proposed new content

In the left navigation panel of the Teacher Edition, click Week 1. Standards are listed at the top of the page.

<https://online.studiesweekly.com/teacher/classrooms/888da0c4-aa4b-4d5d-b854-c2beebea131ff/publications/569/teacher-resources>

Screenshot of Currently Adopted Content

Insert a screenshot of your currently adopted content.

The screenshot shows a web interface for 'comprehensive materials'. On the left is a blue navigation sidebar with a tree view: 'Unit 1 Communities' (expanded), 'Week 1 I Am a Member of a Community' (expanded), 'Article 1 Community', 'Article 2 Responsibilities', 'Article 3 Family Community', 'Article 4 School Community', 'Article 5 Local Community', 'Activity 6 My Responsibilities', 'Week 2 Authority Figures', 'Week 3 Rules and Laws', and 'Unit 2 Government and Citizens'. The main content area is white and contains a 'Vocabulary' section with a definition for 'community' and 'responsibilities', and a 'Standards' section with a list of standards including 1.12A, 1.16A, 1.16B, 1.17C, 1.17D, and 1.17E. At the top right, there are buttons for 'TEACHER EDITION' and 'STUDENT EDITION'. A small cartoon character is visible behind the navigation sidebar.

Screenshot of Proposed New Content

Insert a screenshot of your proposed new content.

Update to Content Not Reviewed by SRP

Need more resources?
Check out the Week, Unit, and Publication sections for comprehensive materials.

Week 1
I Am a Member of a Community

Standards

- **1.12(A)**
identify characteristics of good citizenship, including truthfulness, justice, equality, respect for oneself and others, responsibility in daily life, and participation in government by educating oneself about the issues, respectfully holding public officials to their word, and voting
- **1.16.(A)**
Identify and state facts based on relevant evidence
- **1.16.(C)**
gather information about a topic using a variety of valid oral and visual sources such as interviews, music, pictures, symbols, and artifacts with adult assistance
- **1.17.(C)**
Communicate information visually, orally, or in writing based on knowledge and experiences in social studies.
- **1.17.(D)**
create and interpret visual and written material
- **1.17.(E)**
use social studies terminology correctly

(SE)(Breakout(s)) and (Citation Type(s))

Same as above.

Description of the specific location and hyperlink to the exact location of currently adopted content

In the left navigation panel of the Teacher Edition, click Week 2. Standards are listed at the top of the web page.

<https://online.studiesweekly.com/teacher/classrooms/888da0c4-aa4b-4d5d-b854-c2beebea131ff/publications/117/teacher-resources>

Description of the specific location and hyperlink to the exact location of the proposed new content

In the left navigation panel of the Teacher Edition, click Week 2. Standards are listed at the top of the page.

<https://online.studiesweekly.com/teacher/classrooms/888da0c4-aa4b-4d5d-b854-c2beebea131ff/publications/569/teacher-resources>

Screenshot of Currently Adopted Content

Insert a screenshot of your currently adopted content.

Update to Content Not Reviewed by SRP

comprehensive materials.

- [Vocabulary](#)
- [Standards](#)
- [Week Storyline](#)
- [Teacher Background Knowledge](#)
- [Weekly Assessment PDF](#)

TEACHER EDITION
STUDENT EDITION

Publication
Texas Studies Weekly—My School and Local Community

Unit 1
Communities

Week 1
I Am a Member of a Community

Week 2
Authority Figures

Article 1
Authority Figures

Article 2
Authority Figures at Home

Article 3
Authority Figures at School

Article 4
Authority Figures in the Community

Article 5
Authority Figures Are Important

Article 6
Who Is an Authority Figure?

Week 3
Rules and Laws

Vocabulary

authority figures adults who make rules and laws

Standards

- **1.11A**
Identify the responsibilities of authority figures in the home, school, and community.
- **1.16A**
Gather information about a topic using a variety of valid oral and visual sources such as interviews, music, pictures, symbols, and artifacts with adult assistance.
- **1.16B**
Sequence and categorize information.
- **1.17C**
Express ideas orally based on knowledge and experiences.
- **1.17D**
Create and interpret visual and written material.
- **1.17E**
Use social studies terminology correctly.

Screenshot of Proposed New Content
Insert a screenshot of your proposed new content.

Need more resources?
Check out the Week, Unit, and Publication sections for comprehensive materials.

- [Standards](#)
- [Week Storyline](#)
- [Teacher Background Knowledge](#)
- [Weekly Assessment PDF](#)

TEACHER EDITION
STUDENT EDITION

Week 2
Authority Figures

Publication
Texas Studies Weekly—My School and Local Community

Unit 1
Communities

Week 1
I Am a Member of a Community

Week 2
Authority Figures

Article 1
Authority Figures

Article 2
Authority Figures at Home

Article 3
Authority Figures at School

Article 4
Authority Figures in the Community

Standards

- **1.11(A)**
Identify the responsibilities of authority figures in the home, school, and community
- **1.16(A)**
Identify and state facts based on relevant evidence
- **1.16(C)**
gather information about a topic using a variety of valid oral and visual sources such as interviews, music, pictures, symbols, and artifacts with adult assistance
- **1.17(C)**
Communicate information visually, orally, or in writing based on knowledge and experiences in social studies.
- **1.17(D)**
create and interpret visual and written material
- **1.17(E)**
use social studies terminology correctly

(SE)(Breakout(s)) and (Citation Type(s))
Same as above.

Description of the specific location and hyperlink to the exact location of currently adopted content
In the left navigation panel of the Teacher Edition, click Week 3. Standards are listed at the top of the web page.

<https://online.studiesweekly.com/teacher/classrooms/888da0c4-aa4b-4d5d-b854-c2beeba131ff/publications/117/teacher-resources>

Description of the specific location and hyperlink to the exact location of the proposed new content
In the left navigation panel of the Teacher Edition, click Week 3. Standards are listed at the top of the page.

<https://online.studiesweekly.com/teacher/classrooms/888da0c4-aa4b-4d5d-b854-c2beeba131ff/publications/569/teacher-resources>

Update to Content Not Reviewed by SRP

Screenshot of Currently Adopted Content

Insert a screenshot of your currently adopted content.

Need more resources? Check out the Week, Unit, and Publication sections for comprehensive materials.

Publication
Texas Studies Weekly—My School and Local Community

Unit 1
Communities

Week 1
I Am a Member of a Community

Week 2
Authority Figures

Week 3
Rules and Laws

Article 1
Rules

Article 2
Rules at Home

Article 3
Rules at School

Article 4
Laws

Article 5
Laws of Our Community

Unit 2
Government and Citizens

Unit 3
Geography

Unit 4

Vocabulary

laws rules for your city or town

Standards

- **1.10A**
Explain the purpose for rules and laws in the home, school, and community.
- **1.10B**
Identify rules and laws that establish order, provide security, and manage conflict.
- **1.16A**
Gather information about a topic using a variety of valid oral and visual sources such as interviews, music, pictures, symbols, and artifacts with adult assistance.
- **1.16B**
Sequence and categorize information.
- **1.17C**
Express ideas orally based on knowledge and experiences.
- **1.17D**
Create and interpret visual and written material.
- **1.17E**
Use social studies terminology correctly.

TEACHER EDITION
STUDENT EDITION

Screenshot of Proposed New Content

Insert a screenshot of your proposed new content.

Need more resources? Check out the Week, Unit, and Publication sections for comprehensive materials.

Week 3
Rules and Laws

Standards

- **1.10(A)**
explain the purpose for rules and laws in the home, school, and community
- **1.10(B)**
identify rules and laws that establish order, provide security, and manage conflict
- **1.16(A)**
Identify and state facts based on relevant evidence
- **1.16(C)**
gather information about a topic using a variety of valid oral and visual sources such as interviews, music, pictures, symbols, and artifacts with adult assistance
- **1.16(D)**
sequence and categorize information
- **1.17(C)**
Communicate information visually, orally, or in writing based on knowledge and experiences in social studies.
- **1.17(D)**
create and interpret visual and written material
- **1.17(E)**
use social studies terminology correctly
- **1.17(F)**
Apply and practice classroom rules and procedures for listening and responding respectfully.
- **1.18(A)**
Use democratic procedures to collaborate with others when making decisions in issues in the classroom, school, or community

TEACHER EDITION
STUDENT EDITION

(SE)(Breakout(s)) and (Citation Type(s))

Same as above.

Description of the specific location and hyperlink to the exact location of currently adopted content

Update to Content Not Reviewed by SRP

In the left navigation panel of the Teacher Edition, click Unit 2. Standards are listed at the top of the web page.

<https://online.studiesweekly.com/teacher/classrooms/888da0c4-aa4b-4d5d-b854-c2beebea131ff/publications/117/teacher-resources>

Description of the specific location and hyperlink to the exact location of the proposed new content

In the left navigation panel of the Teacher Edition, click Unit 2. Standards are listed at the top of the page.

<https://online.studiesweekly.com/teacher/classrooms/888da0c4-aa4b-4d5d-b854-c2beebea131ff/publications/569/teacher-resources>

Screenshot of Currently Adopted Content

Insert a screenshot of your currently adopted content.

Update to Content Not Reviewed by SRP

comprehensive materials.



Publication
Texas Studies Weekly—My School and Local Community

Unit 1
Communities

Unit 2
Government and Citizens

Week 4
Public Officials

Week 5
Citizens

Week 6
Characteristics of Good Citizens

Week 7
Important Citizens in United States History

Week 8
Important Citizens in Texas History

Week 9
Patriotism

Week 10
National Patriotic Symbols

Week 11
Texas State Symbols

Week 12
National Patriotic Holidays

Week 13
Celebrate Freedom Week

Week 14
Founders

Unit 3
Geography

Unit 4
Culture

Unit 5
Economics

Unit 6
History

Standards

- **1.11**
Government. The student understands the role of authority figures, public officials, and citizens
- **1.11B**
Identify and describe the roles of public officials in the community, state, and nation.
- **1.12A**
Identify characteristics of good citizenship, including truthfulness, justice, equality, respect for oneself and others, responsibility in daily life, and participation in government by educating oneself about the issues, respectfully holding public officials to their word, and voting.
- **1.12**
Citizenship. The student understands characteristics of good citizenship as exemplified by historical figures and other individuals.
- **1.12B**
Identify historical figures and other individuals who have exemplified good citizenship such as Benjamin Franklin and Eleanor Roosevelt.
- **1.13A**
Explain state and national patriotic symbols, including the United States and Texas flags, the Liberty Bell, the Statue of Liberty, and the Alamo.
- **1.13**
Citizenship. The student understands important symbols, customs, and celebrations that represent American beliefs and principles that contribute to our national identity.
- **1.13B**
Recite the Pledge of Allegiance to the United States Flag and the Pledge to the Texas Flag.
- **1.13C**
Identify anthems and mottos of Texas and the United States.
- **1.13D**
Explain and practice voting as a way of making choices and decisions.
- **1.13E**
Explain how patriotic customs and celebrations reflect American individualism and freedom.
- **1.16A**
Gather information about a topic using a variety of valid oral and visual sources such as interviews, music, pictures, symbols, and artifacts with adult assistance.
- **1.16**
Social Studies Skills. The student applies critical-thinking skills to organize and use information acquired from a variety of valid sources, including technology.
- **1.16B**
Sequence and categorize information.
- **1.17A**
Use a simple timeline to distinguish among past, present, and future.
- **1.17**
Social studies skills. The student communicates in oral, visual, and written forms.
- **1.17B**
Use a calendar to describe and measure time in days, weeks, months, and years.
- **1.17C**
Express ideas orally based on knowledge and experiences.
- **1.17D**
Create and interpret visual and written material.
- **1.17E**
Use social studies terminology correctly.
- **1.18A**
Use problem-solving and decision-making processes to identify a problem, gather information, list and consider options, consider advantages and disadvantages, choose and implement a solution, and evaluate the effectiveness of the solution.
- **1.18**
Social Studies Skills. The student uses problem-solving and decision-making skills, working independently and with others.
- **1.1A**
Describe the origins of customs, holidays, and celebrations of the community, state, and nation such as Constitution Day, Independence Day, and Veterans Day.
- **1.1**
History. The student understands the origins of customs, holidays, and celebrations.
- **1.1B**
Compare the observance of holidays and celebrations.
- **1.2A**
Identify contributions of historical figures, including Sam Houston, George Washington, Abraham Lincoln, and Martin Luther King Jr., who have influenced the state and nation.
- **1.2**
History. The student understands how historical figures helped shape the state and nation.
- **1.2B**
Compare the lives of historical figures who have influenced the state and nation.

Need more resources?

Screenshot of Proposed New Content

Insert a screenshot of your proposed new content.

Update to Content Not Reviewed by SRP

Need more resources?

Check out the Week, Unit, and Publication sections for comprehensive materials.



Publication
Texas Studies Weekly—My School and Local Community

Unit 1
Communities

Unit 2
Government and Citizens

Week 4
Public Officials

Week 5
Citizens

Week 6
Characteristics of Good Citizens

Week 7
Important Citizens in United States History

Week 8
Important Citizens in Texas History

Week 9
Patriotism

Week 10
National Patriotic Symbols

Week 11
Texas State Symbols

Week 12
National Patriotic Holidays

Week 13
Celebrate Freedom Week

Week 14
Founders

Unit 3
Geography

Unit 4
Culture

Unit 5
Economics

Unit 6
History

Government and Citizens

PRINT

Standards

- **1.11(B)**
Identify and describe the roles of public officials in the community, state, and nation
- **1.12(A)**
Identify characteristics of good citizenship, including truthfulness, justice, equality, respect for oneself and others, responsibility in daily life, and participation in government by educating oneself about the issues, respectfully holding public officials to their word, and voting
- **1.12(B)**
Identify historical figures and other individuals who have exemplified good citizenship such as Benjamin Franklin and Eleanor Roosevelt
- **1.13(A)**
Explain state and national patriotic symbols, including the United States and Texas flags, the Liberty Bell, the Statue of Liberty, and the Alamo
- **1.13(B)**
Recite the Pledge of Allegiance to the United States Flag and the Pledge to the Texas Flag
- **1.13(C)**
Identify anthems and mottoes of Texas and the United States
- **1.13(D)**
Explain and practice voting as a way of making choices and decisions
- **1.13(E)**
Explain how patriotic customs and celebrations reflect American individualism and freedom
- **1.16(A)**
Identify and state facts based on relevant evidence
- **1.16(B)**
Identify different kinds of historical sources and artifacts and explain how they can be used to study the past
- **1.16(C)**
Gather information about a topic using a variety of valid oral and visual sources such as interviews, music, pictures, symbols, and artifacts with adult assistance
- **1.16(D)**
Sequence and categorize information
- **1.17(A)**
Use a simple timeline to distinguish among past, present, and future
- **1.17(B)**
Use a calendar to describe and measure time in days, weeks, months, and years
- **1.17(C)**
Communicate information visually, orally, or in writing based on knowledge and experiences in social studies.
- **1.17(D)**
Create and interpret visual and written material
- **1.17(E)**
Use social studies terminology correctly
- **1.17(F)**
Apply and practice classroom rules and procedures for listening and responding respectfully.
- **1.18(A)**
Use democratic procedures to collaborate with others when making decisions in issues in the classroom, school, or community
- **1.18(B)**
Use problem-solving and decision-making processes to identify a problem, gather information, list and consider options, consider advantages and disadvantages, choose and implement a solution, and evaluate the effectiveness of the solution
- **1.1(A)**
Describe the origins of customs, holidays, and celebrations of the community, state, and nation such as Constitution Day, Independence Day, and Veterans Day
- **1.1(B)**
Compare the observance of holidays and celebrations
- **1.2(A)**
Identify contributions of historical figures, including Sam Houston, George Washington, Abraham Lincoln, and Martin Luther King Jr., who have influenced the state and nation
- **1.2(B)**
Compare the lives of historical figures who have influenced the state and nation

(SE)(Breakout(s)) and (Citation Type(s))

Same as above.

Description of the specific location and hyperlink to the exact location of currently adopted content

In the left navigation panel of the Teacher Edition, click Week 4. Standards are listed at the top of the web page.

<https://online.studiesweekly.com/teacher/classrooms/888da0c4-aa4b-4d5d-b854-c2beeba131ff/publications/117/teacher-resources>

Description of the specific location and hyperlink to the exact location of the proposed new content

In the left navigation panel of the Teacher Edition, click Week 4. Standards are listed at the top of the page.

<https://online.studiesweekly.com/teacher/classrooms/888da0c4-aa4b-4d5d-b854-c2beeba131ff/publications/569/teacher-resources>

Update to Content Not Reviewed by SRP

Screenshot of Currently Adopted Content

Insert a screenshot of your currently adopted content.

The screenshot displays the Teacher Edition interface for Texas Studies Weekly. On the left is a blue navigation sidebar with a 'Need more resources?' callout box. The main content area is divided into two sections: 'Vocabulary' and 'Standards'. The 'Vocabulary' section lists terms like election, government, governor, mayor, public officials, and voting. The 'Standards' section lists several standards including 1.11B, 1.13D, 1.16A, 1.16B, 1.17C, 1.17D, and 1.17E.

Need more resources?
Check out the Week, Unit, and Publication sections for comprehensive materials.

Publication
Texas Studies Weekly—My School and Local Community

Unit 1
Communities

Unit 2
Government and Citizens

Week 4
Public Officials

Article 1
Government

Article 2
Voting

Article 3
Elections

Article 4
Public Officials

Article 5
Local Government

Article 6
State Government

Article 7
National Government

Week 5
Citizens

Week 6
Characteristics of Good Citizens

Week 7
Important Citizens in United States History

• [Vocabulary](#)

• [Standards](#)

• [Week Storyline](#)

• [Teacher Background Knowledge](#)

• [Weekly Assessment PDF](#)

TEACHER EDITION

STUDENT EDITION

Vocabulary

election a vote to make a choice
government a group of people who lead a community
governor leader of a state
mayor leader of a city or town
public officials leaders in the community
voting a fair way to make group decisions

Standards

- **1.11B**
Identify and describe the roles of public officials in the community, state, and nation.
- **1.13D**
Explain and practice voting as a way of making choices and decisions.
- **1.16A**
Gather information about a topic using a variety of valid oral and visual sources such as interviews, music, pictures, symbols, and artifacts with adult assistance.
- **1.16B**
Sequence and categorize information.
- **1.17C**
Express ideas orally based on knowledge and experiences.
- **1.17D**
Create and interpret visual and written material.
- **1.17E**
Use social studies terminology correctly.

Screenshot of Proposed New Content

Insert a screenshot of your proposed new content.

This screenshot shows the same Teacher Edition interface as above, but with the 'Standards' section expanded to show more detailed information. The 'Standards' section lists standards 1.11(b), 1.13(b), 1.16(A), 1.16(C), 1.17(C), 1.17(D), 1.17(E), and 1.17(F) with their respective descriptions.

Week 4
Public Officials

Need more resources?
Check out the Week, Unit, and Publication sections for comprehensive materials.

Publication
Texas Studies Weekly—My School and Local Community

Unit 1
Communities

Unit 2
Government and Citizens

Week 4
Public Officials

Article 1
Government

Article 2
Voting

Article 3
Elections

Article 4
Public Officials

Article 5
Local Government

Article 6
State Government

Article 7

• [Standards](#)

• [Week Storyline](#)

• [Teacher Background Knowledge](#)

• [Weekly Assessment PDF](#)

TEACHER EDITION

STUDENT EDITION

PRINT

Standards

- **1.11(b)**
Identify and describe the roles of public officials in the community, state, and nation
- **1.13(b)**
explain and practice voting as a way of making choices and decisions
- **1.16.(A)**
Identify and state facts based on relevant evidence
- **1.16.(C)**
gather information about a topic using a variety of valid oral and visual sources such as interviews, music, pictures, symbols, and artifacts with adult assistance
- **1.17.(C)**
Communicate information visually, orally, or in writing based on knowledge and experiences in social studies.
- **1.17.(D)**
create and interpret visual and written material
- **1.17.(E)**
use social studies terminology correctly
- **1.17.(F)**
Apply and practice classroom rules and procedures for listening and responding respectfully.

(SE)(Breakout(s)) and (Citation Type(s))

Same as above.

Description of the specific location and hyperlink to the exact location of currently adopted content

In the left navigation panel of the Teacher Edition, click Week 5. Standards are listed at the top of the

Update to Content Not Reviewed by SRP

web page.

<https://online.studiesweekly.com/teacher/classrooms/888da0c4-aa4b-4d5d-b854-c2beeba131ff/publications/117/teacher-resources>

Description of the specific location and hyperlink to the exact location of the proposed new content

In the left navigation panel of the Teacher Edition, click Week 5. Standards are listed at the top of the page.

<https://online.studiesweekly.com/teacher/classrooms/888da0c4-aa4b-4d5d-b854-c2beeba131ff/publications/569/teacher-resources>

Screenshot of Currently Adopted Content

Insert a screenshot of your currently adopted content.

The screenshot shows the Teacher Edition interface. On the left is a blue navigation panel with a tree view: Publication (Texas Studies Weekly—My School and Local Community), Unit 1 (Communities), Unit 2 (Government and Citizens), Week 4 (Public Officials), and Week 5 (Citizens). Under Week 5, there are six articles: 'What is a Citizen?', 'Rights', 'Responsibilities', 'Good Citizens', 'Active Citizens', and 'Being a Responsible Citizen Now'. The main content area is titled 'Citizens' and includes a 'Vocabulary' section with the definition of 'citizen' and a 'Standards' section listing 1.12A, 1.16A, 1.16B, 1.17C, 1.17D, and 1.17E. A 'PRINT' button is in the top right, and 'TEACHER EDITION' and 'STUDENT EDITION' buttons are below it.

Screenshot of Proposed New Content

Insert a screenshot of your proposed new content.

This screenshot is similar to the previous one but shows a 'Need more resources?' callout box on the left. The main content area is titled 'Citizens' and includes a 'Standards' section with a different list of standards: 1.12(A), 1.16(A), 1.16(C), 1.17(C), 1.17(D), 1.17(E), and 1.18(A). The 'TEACHER EDITION' and 'STUDENT EDITION' buttons are present in the top right.

Update to Content Not Reviewed by SRP

(SE)(Breakout(s)) and (Citation Type(s))

Same as above.

Description of the specific location and hyperlink to the exact location of currently adopted content

In the left navigation panel of the Teacher Edition, click Week 6. Standards are listed at the top of the web page.

<https://online.studiesweekly.com/teacher/classrooms/888da0c4-aa4b-4d5d-b854-c2beebea131ff/publications/117/teacher-resources>

Description of the specific location and hyperlink to the exact location of the proposed new content

In the left navigation panel of the Teacher Edition, click Week 6. Standards are listed at the top of the page.

<https://online.studiesweekly.com/teacher/classrooms/888da0c4-aa4b-4d5d-b854-c2beebea131ff/publications/569/teacher-resources>

Screenshot of Currently Adopted Content

Insert a screenshot of your currently adopted content.

The screenshot displays the 'Teacher Edition' interface for 'Texas Studies Weekly - My School and Local Community'. The left navigation panel is highlighted, showing 'Week 6 Characteristics of Good Citizens' selected. The main content area is divided into two sections: 'Vocabulary' and 'Standards'. The 'Vocabulary' section lists terms: equality (being fair to everyone), justice (treating other people fairly), respect (treating others and yourself with kindness), and truthfulness (saying and doing what is right). The 'Standards' section lists several standards, including 1.12A (Identify characteristics of good citizenship...), 1.16A (Gather information about a topic...), 1.16B (Sequence and categorize information), 1.17C (Express ideas orally based on knowledge and experiences), 1.17D (Create and interpret visual and written material), 1.17E (Use social studies terminology correctly), and 1.18A (Use problem-solving and decision-making processes to identify a problem, gather information, list and consider options, consider advantages and disadvantages, choose and implement a solution, and evaluate the effectiveness of the solution).

Screenshot of Proposed New Content

Insert a screenshot of your proposed new content.

Update to Content Not Reviewed by SRP

Need more resources?
Check out the Week, Unit, and Publication sections for comprehensive materials.

Week 6
Characteristics of Good Citizens

Standards

- **1.12(A)**
identify characteristics of good citizenship, including truthfulness, justice, equality, respect for oneself and others, responsibility in daily life, and participation in government by educating oneself about the issues, respectfully holding public officials to their word, and voting
- **1.16(A)**
Identify and state facts based on relevant evidence
- **1.16(C)**
gather information about a topic using a variety of valid oral and visual sources such as interviews, music, pictures, symbols, and artifacts with adult assistance
- **1.17(C)**
Communicate information visually, orally, or in writing based on knowledge and experiences in social studies.
- **1.17(B)**
create and interpret visual and written material
- **1.17(E)**
use social studies terminology correctly
- **1.18(A)**
Use democratic procedures to collaborate with others when making decisions in issues in the classroom, school, or community
- **1.18(B)**
use problem-solving and decision-making processes to identify a problem, gather information, list and consider options, consider advantages and disadvantages, choose and implement a solution, and evaluate the effectiveness of the solution

(SE)(Breakout(s)) and (Citation Type(s))

Same as above.

Description of the specific location and hyperlink to the exact location of currently adopted content

In the left navigation panel of the Teacher Edition, click Week 7. Standards are listed at the top of the web page.

<https://online.studiesweekly.com/teacher/classrooms/888da0c4-aa4b-4d5d-b854-c2beeba131ff/publications/117/teacher-resources>

Description of the specific location and hyperlink to the exact location of the proposed new content

In the left navigation panel of the Teacher Edition, click Week 7. Standards are listed at the top of the page.

<https://online.studiesweekly.com/teacher/classrooms/888da0c4-aa4b-4d5d-b854-c2beeba131ff/publications/569/teacher-resources>

Screenshot of Currently Adopted Content

Insert a screenshot of your currently adopted content.

Update to Content Not Reviewed by SRP

This screenshot shows the current content page for Week 7. The left navigation panel is blue and lists the following items: Publication (Texas Studies Weekly—My School and Local Community), Unit 1 (Communities), Unit 2 (Government and Citizens), Week 4 (Public Officials), Week 5 (Citizens), Week 6 (Characteristics of Good Citizens), and Week 7 (Important Citizens in United States History). Under Week 7, there are five articles listed: Article 1 (Important Citizens in United States History), Article 2 (Eleanor Roosevelt), Article 3 (Benjamin Franklin), Article 4 (Abraham Lincoln's Life), and Article 5 (Abraham Lincoln's Contributions). The main content area is titled 'Standards' and lists the following standards:

- **1.12B**
Identify historical figures and other individuals who have exemplified good citizenship such as Benjamin Franklin and Eleanor Roosevelt.
- **1.16A**
Gather information about a topic using a variety of valid oral and visual sources such as interviews, music, pictures, symbols, and artifacts with adult assistance.
- **1.16B**
Sequence and categorize information.
- **1.17A**
Use a simple timeline to distinguish among past, present, and future.
- **1.17C**
Express ideas orally based on knowledge and experiences.
- **1.17D**
Create and interpret visual and written material.
- **1.17E**
Use social studies terminology correctly.
- **1.2A**
Identify contributions of historical figures, including Sam Houston, George Washington, Abraham Lincoln, and Martin Luther King Jr., who have influenced the state and nation.
- **1.2B**
Compare the lives of historical figures who have influenced the state and nation.

At the top right, there are buttons for 'TEACHER EDITION' and 'STUDENT EDITION'. At the top left, there is a note: 'comprehensive materials.'

Screenshot of Proposed New Content

Insert a screenshot of your proposed new content.

This screenshot shows the proposed new content page for Week 7. The left navigation panel is blue and lists the following items: Publication (Texas Studies Weekly—My School and Local Community), Unit 1 (Communities), Unit 2 (Government and Citizens), Week 4 (Public Officials), Week 5 (Citizens), Week 6 (Characteristics of Good Citizens), and Week 7 (Important Citizens in United States History). Under Week 7, there are six articles listed: Article 1 (Important Citizens in United States History), Article 2 (Eleanor Roosevelt), Article 3 (Benjamin Franklin), Article 4 (Abraham Lincoln's Life), Article 5 (Abraham Lincoln's Contributions), and Article 6. The main content area is titled 'Standards' and lists the following standards:

- **1.12(B)**
Identify historical figures and other individuals who have exemplified good citizenship such as Benjamin Franklin and Eleanor Roosevelt
- **1.16.(A)**
Identify and state facts based on relevant evidence
- **1.16(C)**
gather information about a topic using a variety of valid oral and visual sources such as interviews, music, pictures, symbols, and artifacts with adult assistance
- **1.16(D)**
sequence and categorize information
- **1.17(A)**
use a simple timeline to distinguish among past, present, and future
- **1.17(C)**
Communicate information visually, orally, or in writing based on knowledge and experiences in social studies.
- **1.17(D)**
create and interpret visual and written material
- **1.17(E)**
use social studies terminology correctly
- **1.2(A)**
identify contributions of historical figures, including Sam Houston, George Washington, Abraham Lincoln, and Martin Luther King Jr., who have influenced the state and nation
- **1.2(B)**
compare the lives of historical figures who have influenced the state and nation

At the top right, there are buttons for 'TEACHER EDITION' and 'STUDENT EDITION'. At the top left, there is a note: 'Need more resources? Check out the Week, Unit, and Publication sections for comprehensive materials.'

(SE)(Breakout(s)) and (Citation Type(s))

Same as above.

Description of the specific location and hyperlink to the exact location of currently adopted content

In the left navigation panel of the Teacher Edition, click Week 8. Standards are listed at the top of the web page.

<https://online.studiesweekly.com/teacher/classrooms/888da0c4-aa4b-4d5d-b854-c2beeba131ff/publications/117/teacher-resources>

Update to Content Not Reviewed by SRP

Description of the specific location and hyperlink to the exact location of the proposed new content
In the left navigation panel of the Teacher Edition, click Week 8. Standards are listed at the top of the page.

<https://online.studiesweekly.com/teacher/classrooms/888da0c4-aa4b-4d5d-b854-c2beebea131ff/publications/569/teacher-resources>

Screenshot of Currently Adopted Content

Insert a screenshot of your currently adopted content.

comprehensive materials.

Standards

- **1.16A**
Gather information about a topic using a variety of valid oral and visual sources such as interviews, music, pictures, symbols, and artifacts with adult assistance.
- **1.16B**
Sequence and categorize information.
- **1.17C**
Express ideas orally based on knowledge and experiences.
- **1.17D**
Create and interpret visual and written material.
- **1.17E**
Use social studies terminology correctly.
- **1.2A**
Identify contributions of historical figures, including Sam Houston, George Washington, Abraham Lincoln, and Martin Luther King Jr., who have influenced the state and nation.
- **1.2B**
Compare the lives of historical figures who have influenced the state and nation.

TEACHER EDITION
STUDENT EDITION

Screenshot of Proposed New Content

Insert a screenshot of your proposed new content.

Need more resources?
Check out the Week, Unit, and Publication sections for comprehensive materials.

Week 8
Important Citizens in Texas History

Standards

- **1.16.(A)**
Identify and state facts based on relevant evidence
- **1.16.(C)**
gather information about a topic using a variety of valid oral and visual sources such as interviews, music, pictures, symbols, and artifacts with adult assistance
- **1.17.(C)**
Communicate information visually, orally, or in writing based on knowledge and experiences in social studies.
- **1.17.(D)**
create and interpret visual and written material
- **1.17.(E)**
use social studies terminology correctly
- **1.2.(A)**
identify contributions of historical figures, including Sam Houston, George Washington, Abraham Lincoln, and Martin Luther King Jr., who have influenced the state and nation
- **1.2.(B)**
compare the lives of historical figures who have influenced the state and nation

TEACHER EDITION
STUDENT EDITION

(SE)(Breakout(s)) and (Citation Type(s))

Same as above.

Description of the specific location and hyperlink to the exact location of currently adopted content

In the left navigation panel of the Teacher Edition, click Week 9. Standards are listed at the top of the

Update to Content Not Reviewed by SRP

web page.

<https://online.studiesweekly.com/teacher/classrooms/888da0c4-aa4b-4d5d-b854-c2beeba131ff/publications/117/teacher-resources>

Description of the specific location and hyperlink to the exact location of the proposed new content

In the left navigation panel of the Teacher Edition, click Week 9. Standards are listed at the top of the page.

<https://online.studiesweekly.com/teacher/classrooms/888da0c4-aa4b-4d5d-b854-c2beeba131ff/publications/569/teacher-resources>

Screenshot of Currently Adopted Content

Insert a screenshot of your currently adopted content.

The screenshot shows the online studies weekly interface. On the left is a blue navigation menu with a cartoon character peeking over the top. The menu includes: Publication (Texas Studies Weekly—My School and Local Community), Unit 1 (Communities), Unit 2 (Government and Citizens), Week 4 (Public Officials), Week 5 (Citizens), Week 6 (Characteristics of Good Citizens), Week 7 (Important Citizens in United States History), Week 8 (Important Citizens in Texas History), and Week 9 (Patriotism). Under Week 9, there are six articles: Article 1 (Patriotism), Article 2 (American Flag), Article 3 (Showing Respect), Article 4 (The Pledge of Allegiance), Article 5 (National Anthem), and Article 6 (Patriotic Symbols). On the right, there are buttons for 'TEACHER EDITION' and 'STUDENT EDITION'. Below the navigation menu, there are two sections: 'Vocabulary' and 'Standards'. The 'Vocabulary' section lists: **anthem** a patriotic song, **motto** short saying that says what you believe, **patriotism** feeling love for your country, and **pledge** a promise. The 'Standards' section lists: **1.13A** Explain state and national patriotic symbols, including the United States and Texas flags, the Liberty Bell, the Statue of Liberty, and the Alamo. **1.13B** Recite the Pledge of Allegiance to the United States Flag and the Pledge to the Texas Flag. **1.13C** Identify anthems and mottoes of Texas and the United States. **1.16A** Gather information about a topic using a variety of valid oral and visual sources such as interviews, music, pictures, symbols, and artifacts with adult assistance. **1.16B** Sequence and categorize information. **1.17C** Express ideas orally based on knowledge and experiences. **1.17D** Create and interpret visual and written material. **1.17E** Use social studies terminology correctly.

Screenshot of Proposed New Content

Insert a screenshot of your proposed new content.

Update to Content Not Reviewed by SRP

Need more resources?
Check out the Week, Unit, and Publication sections for comprehensive materials.

Week 9
Patriotism

Standards

- **1.13(A)**
explain state and national patriotic symbols, including the United States and Texas flags, the Liberty Bell, the Statue of Liberty, and the Alamo
- **1.13(B)**
recite the Pledge of Allegiance to the United States Flag and the Pledge to the Texas Flag
- **1.13(C)**
identify anthems and mottoes of Texas and the United States
- **1.16(A)**
Identify and state facts based on relevant evidence
- **1.16(C)**
gather information about a topic using a variety of valid oral and visual sources such as interviews, music, pictures, symbols, and artifacts with adult assistance
- **1.17(C)**
Communicate information visually, orally, or in writing based on knowledge and experiences in social studies.
- **1.17(D)**
create and interpret visual and written material
- **1.17(E)**
use social studies terminology correctly

TEACHER EDITION
STUDENT EDITION

(SE)(Breakout(s)) and (Citation Type(s))

Same as above.

Description of the specific location and hyperlink to the exact location of currently adopted content

In the left navigation panel of the Teacher Edition, click Week 10. Standards are listed at the top of the web page.

<https://online.studiesweekly.com/teacher/classrooms/888da0c4-aa4b-4d5d-b854-c2beeba131ff/publications/117/teacher-resources>

Description of the specific location and hyperlink to the exact location of the proposed new content

In the left navigation panel of the Teacher Edition, click Week 10. Standards are listed at the top of the page.

<https://online.studiesweekly.com/teacher/classrooms/888da0c4-aa4b-4d5d-b854-c2beeba131ff/publications/569/teacher-resources>

Screenshot of Currently Adopted Content

Insert a screenshot of your currently adopted content.

Update to Content Not Reviewed by SRP

comprehensive materials.

• [Vocabulary](#)
• [Standards](#)
• [Week Storyline](#)
• [Teacher Background Knowledge](#)
• [Weekly Assessment PDF](#)

TEACHER EDITION
STUDENT EDITION

Publication
Texas Studies Weekly—My School and Local Community

Unit 1
Communities

Unit 2
Government and Citizens

Week 4
Public Officials

Week 5
Citizens

Week 6
Characteristics of Good Citizens

Week 7
Important Citizens in United States History

Week 8
Important Citizens in Texas History

Week 9
Patriotism

Week 10
National Patriotic Symbols

Article 1
National Patriotic Symbols

Article 2
Statue of Liberty

Article 3
Bala Logie

Vocabulary

symbol an object that represents something else

Standards

- **1.13A**
Explain state and national patriotic symbols, including the United States and Texas flags, the Liberty Bell, the Statue of Liberty, and the Alamo.
- **1.16A**
Gather information about a topic using a variety of valid oral and visual sources such as interviews, music, pictures, symbols, and artifacts with adult assistance.
- **1.16B**
Sequence and categorize information.
- **1.17C**
Express ideas orally based on knowledge and experiences.
- **1.17D**
Create and interpret visual and written material.
- **1.17E**
Use social studies terminology correctly.
- **1.2A**
Identify contributions of historical figures, including Sam Houston, George Washington, Abraham Lincoln, and Martin Luther King Jr., who have influenced the state and nation.

Screenshot of Proposed New Content

Insert a screenshot of your proposed new content.

Need more resources?
Check out the Week, Unit, and Publication sections for comprehensive materials.

Week 10
National Patriotic Symbols

PRINT

TEACHER EDITION
STUDENT EDITION

Standards

- **1.13(A)**
explain state and national patriotic symbols, including the United States and Texas flags, the Liberty Bell, the Statue of Liberty, and the Alamo
- **1.16.(A)**
Identify and state facts based on relevant evidence
- **1.16.(C)**
gather information about a topic using a variety of valid oral and visual sources such as interviews, music, pictures, symbols, and artifacts with adult assistance
- **1.17.(C)**
Communicate information visually, orally, or in writing based on knowledge and experiences in social studies.
- **1.17.(D)**
create and interpret visual and written material
- **1.17.(E)**
use social studies terminology correctly
- **1.2(A)**
Identify contributions of historical figures, including Sam Houston, George Washington, Abraham Lincoln, and Martin Luther King Jr., who have influenced the state and nation

(SE)(Breakout(s)) and (Citation Type(s))

Same as above.

Description of the specific location and hyperlink to the exact location of currently adopted content

In the left navigation panel of the Teacher Edition, click Week 11. Standards are listed at the top of the web page.

<https://online.studiesweekly.com/teacher/classrooms/888da0c4-aa4b-4d5d-b854-c2beeba131ff/publications/117/teacher-resources>

Description of the specific location and hyperlink to the exact location of the proposed new content

In the left navigation panel of the Teacher Edition, click Week 11. Standards are listed at the top of the

Update to Content Not Reviewed by SRP

page.

<https://online.studiesweekly.com/teacher/classrooms/888da0c4-aa4b-4d5d-b854-c2beeba131ff/publications/569/teacher-resources>

Screenshot of Currently Adopted Content

Insert a screenshot of your currently adopted content.

The screenshot shows the Teacher Edition interface for the publication "Texas Studies Weekly—My School and Local Community". The left navigation panel is open to "Week 11 Texas State Symbols". The main content area displays the "Standards" section for Week 11, which includes the following items:

- **1.13A**
Explain state and national patriotic symbols, including the United States and Texas flags, the Liberty Bell, the Statue of Liberty, and the Alamo.
- **1.13B**
Recite the Pledge of Allegiance to the United States Flag and the Pledge to the Texas Flag.
- **1.13C**
Identify anthems and mottoes of Texas and the United States.
- **1.16A**
Gather information about a topic using a variety of valid oral and visual sources such as interviews, music, pictures, symbols, and artifacts with adult assistance.
- **1.16B**
Sequence and categorize information.
- **1.17C**
Express ideas orally based on knowledge and experiences.
- **1.17D**
Create and interpret visual and written material.
- **1.17E**
Use social studies terminology correctly.

Screenshot of Proposed New Content

Insert a screenshot of your proposed new content.

The screenshot shows the Teacher Edition interface for the publication "Texas Studies Weekly—My School and Local Community". The left navigation panel is open to "Week 11 Texas State Symbols". The main content area displays the "Standards" section for Week 11, which includes the following items:

- **1.13(A)**
explain state and national patriotic symbols, including the United States and Texas flags, the Liberty Bell, the Statue of Liberty, and the Alamo
- **1.13(B)**
recite the Pledge of Allegiance to the United States Flag and the Pledge to the Texas Flag
- **1.13(C)**
identify anthems and mottoes of Texas and the United States
- **1.16.(A)**
Identify and state facts based on relevant evidence
- **1.16.(C)**
gather information about a topic using a variety of valid oral and visual sources such as interviews, music, pictures, symbols, and artifacts with adult assistance
- **1.17.(C)**
Communicate information visually, orally, or in writing based on knowledge and experiences in social studies.
- **1.17.(D)**
create and interpret visual and written material
- **1.17.(E)**
use social studies terminology correctly

(SE)(Breakout(s)) and (Citation Type(s))

Same as above.

Description of the specific location and hyperlink to the exact location of currently adopted content

In the left navigation panel of the Teacher Edition, click Week 12. Standards are listed at the top of the

Update to Content Not Reviewed by SRP

web page.

<https://online.studiesweekly.com/teacher/classrooms/888da0c4-aa4b-4d5d-b854-c2beebea131ff/publications/117/teacher-resources>

Description of the specific location and hyperlink to the exact location of the proposed new content


In the left navigation panel of the Teacher Edition, click Week 12. Standards are listed at the top of the page.

<https://online.studiesweekly.com/teacher/classrooms/888da0c4-aa4b-4d5d-b854-c2beebea131ff/publications/569/teacher-resources>

Screenshot of Currently Adopted Content

Insert a screenshot of your currently adopted content.

The screenshot displays the online studies weekly interface. On the left is a blue navigation menu with a cartoon character peeking over the top. The menu includes a search bar, a 'comprehensive materials' button, and a list of units and weeks. 'Unit 12 National Patriotic Holidays' is selected. The main content area on the right has a 'TEACHER EDITION' button and a 'STUDENT EDITION' button. Below these are two panels: 'Vocabulary' and 'Standards'. The 'Vocabulary' panel defines 'celebration' and 'custom'. The 'Standards' panel lists several standards including 1.13E, 1.16A, 1.16B, 1.17C, 1.17D, 1.17E, 1.1A, and 1.1B.

comprehensive materials. 

Publication
Texas Studies Weekly—My School and Local Community

Unit 1
Communities

Unit 2
Government and Citizens

Week 4
Public Officials

Week 5
Citizens

Week 6
Characteristics of Good Citizens

Week 7
Important Citizens in United States History

Week 8
Important Citizens in Texas History

Week 9
Patriotism

Week 10
National Patriotic Symbols

Week 11
Texas State Symbols

Week 12
National Patriotic Holidays

Article 1
Celebrations

Article 2
Customs

Vocabulary

celebration when you do something special to remember an important event
custom something many people do

Standards

- 1.13E
Explain how patriotic customs and celebrations reflect American individualism and freedom.
- 1.16A
Gather information about a topic using a variety of valid oral and visual sources such as interviews, music, pictures, symbols, and artifacts with adult assistance.
- 1.16B
Sequence and categorize information.
- 1.17C
Express ideas orally based on knowledge and experiences.
- 1.17D
Create and interpret visual and written material.
- 1.17E
Use social studies terminology correctly.
- 1.1A
Describe the origins of customs, holidays, and celebrations of the community, state, and nation such as Constitution Day, Independence Day, and Veterans Day.
- 1.1B
Compare the observance of holidays and celebrations.

Screenshot of Proposed New Content

Insert a screenshot of your proposed new content.

Update to Content Not Reviewed by SRP

Need more resources?
Check out the Week, Unit, and Publication sections for comprehensive materials.

Week 12
National Patriotic Holidays

Standards

- **1.13(f)**
explain how patriotic customs and celebrations reflect American individualism and freedom
- **1.16(a)**
Identify and state facts based on relevant evidence
- **1.16(c)**
gather information about a topic using a variety of valid oral and visual sources such as interviews, music, pictures, symbols, and artifacts with adult assistance
- **1.17(e)**
use a calendar to describe and measure time in days, weeks, months, and years
- **1.17(c)**
Communicate information visually, orally, or in writing based on knowledge and experiences in social studies.
- **1.17(d)**
create and interpret visual and written material
- **1.17(f)**
use social studies terminology correctly
- **1.1(a)**
describe the origins of customs, holidays, and celebrations of the community, state, and nation such as Constitution Day, Independence Day, and Veterans Day
- **1.1(b)**
compare the observance of holidays and celebrations

(SE)(Breakout(s)) and (Citation Type(s))

Same as above.

Description of the specific location and hyperlink to the exact location of currently adopted content

In the left navigation panel of the Teacher Edition, click Week 13. Standards are listed at the top of the web page.

<https://online.studiesweekly.com/teacher/classrooms/888da0c4-aa4b-4d5d-b854-c2beebea131ff/publications/117/teacher-resources>

Description of the specific location and hyperlink to the exact location of the proposed new content

In the left navigation panel of the Teacher Edition, click Week 13. Standards are listed at the top of the page.

<https://online.studiesweekly.com/teacher/classrooms/888da0c4-aa4b-4d5d-b854-c2beebea131ff/publications/569/teacher-resources>

Screenshot of Currently Adopted Content

Insert a screenshot of your currently adopted content.

Update to Content Not Reviewed by SRP

comprehensive materials.

TEACHER EDITION
STUDENT EDITION

Publication
Texas Studies Weekly—My School and Local Community

Unit 1
Communities

Unit 2
Government and Citizens

Week 4
Public Officials

Week 5
Citizens

Week 6
Characteristics of Good Citizens

Week 7
Important Citizens in United States History

Week 8
Important Citizens in Texas History

Week 9
Patriotism

Week 10
National Patriotic Symbols

Week 11
Texas State Symbols

Week 12
National Patriotic Holidays

Week 13
Celebrate Freedom Week

Standards

- **1.16A**
Gather information about a topic using a variety of valid oral and visual sources such as interviews, music, pictures, symbols, and artifacts with adult assistance.
- **1.16B**
Sequence and categorize information.
- **1.17C**
Express ideas orally based on knowledge and experiences.
- **1.17D**
Create and interpret visual and written material.
- **1.17E**
Use social studies terminology correctly.
- **1.1A**
Describe the origins of customs, holidays, and celebrations of the community, state, and nation such as Constitution Day, Independence Day, and Veterans Day.

Week Storyline

Students will learn about the purpose of Celebrate Freedom Week. They will be introduced to the Declaration of Independence, the Constitution, and the Bill of Rights. Students will describe the customs and celebrations that are associated with Constitution Day.

Teacher Background Knowledge

Celebrate Freedom Week is a week that teaches about the values and ideas on which the United States was built. This week emphasizes the Founding

Screenshot of Proposed New Content

Insert a screenshot of your proposed new content.

Need more resources?
Check out the Week, Unit, and Publication sections for comprehensive materials.

TEACHER EDITION
STUDENT EDITION

Publication
Texas Studies Weekly—My School and Local Community

Unit 1
Communities

Unit 2
Government and Citizens

Week 4
Public Officials

Week 5
Citizens

Week 6
Characteristics of Good Citizens

Week 7
Important Citizens in United States History

Week 8
Important Citizens in Texas History

Week 9
Patriotism

Week 13
Celebrate Freedom Week

Standards

- **1.16.(A)**
Identify and state facts based on relevant evidence
- **1.16.(B)**
Identify different kinds of historical sources and artifacts and explain how they can be used to study the past
- **1.16.(C)**
gather information about a topic using a variety of valid oral and visual sources such as interviews, music, pictures, symbols, and artifacts with adult assistance
- **1.17.(C)**
Communicate information visually, orally, or in writing based on knowledge and experiences in social studies.
- **1.17.(D)**
create and interpret visual and written material
- **1.17.(E)**
use social studies terminology correctly
- **1.1(A)**
describe the origins of customs, holidays, and celebrations of the community, state, and nation such as Constitution Day, Independence Day, and Veterans Day

(SE)(Breakout(s)) and (Citation Type(s))

Same as above.

Description of the specific location and hyperlink to the exact location of currently adopted content

In the left navigation panel of the Teacher Edition, click Week 14. Standards are listed at the top of the web page.

<https://online.studiesweekly.com/teacher/classrooms/888da0c4-aa4b-4d5d-b854-c2beebea131ff/publications/117/teacher-resources>

Description of the specific location and hyperlink to the exact location of the proposed new content

In the left navigation panel of the Teacher Edition, click Week 14. Standards are listed at the top of the

Update to Content Not Reviewed by SRP

page.

<https://online.studiesweekly.com/teacher/classrooms/888da0c4-aa4b-4d5d-b854-c2beebea131ff/publications/569/teacher-resources>

Screenshot of Currently Adopted Content

Insert a screenshot of your currently adopted content.

The screenshot shows the 'Founders' page in the Texas Studies Weekly platform. On the left is a navigation menu with a blue background and white text, listing units and weeks. The 'Founders' section is highlighted. The main content area is white with a blue header. It includes a 'Vocabulary' section with the definition of 'founding fathers', a 'Standards' section with a list of standards (1.16A, 1.16B, 1.17C, 1.17D, 1.17E, 1.2A), and a 'Week Storyline' section with a paragraph about the Founding Fathers. There are buttons for 'TEACHER EDITION' and 'STUDENT EDITION' in the top right corner.

Screenshot of Proposed New Content

Insert a screenshot of your proposed new content.

The screenshot shows the 'Founders' page in the Texas Studies Weekly platform, similar to the first screenshot but with updated content. The navigation menu is on the left. The main content area is white with a blue header. It includes a 'Standards' section with a list of standards (1.16(A), 1.16(B), 1.16(C), 1.17(C), 1.17(D), 1.17(E), 1.2(A)). There is a 'PRINT' button in the top right corner. There are buttons for 'TEACHER EDITION' and 'STUDENT EDITION' in the top right corner.

(SE)(Breakout(s)) and (Citation Type(s))

Same as above.

Update to Content Not Reviewed by SRP

Description of the specific location and hyperlink to the exact location of currently adopted content

In the left navigation panel of the Teacher Edition, click Unit 3. Standards are listed at the top of the web page.

<https://online.studiesweekly.com/teacher/classrooms/888da0c4-aa4b-4d5d-b854-c2beebea131ff/publications/117/teacher-resources>

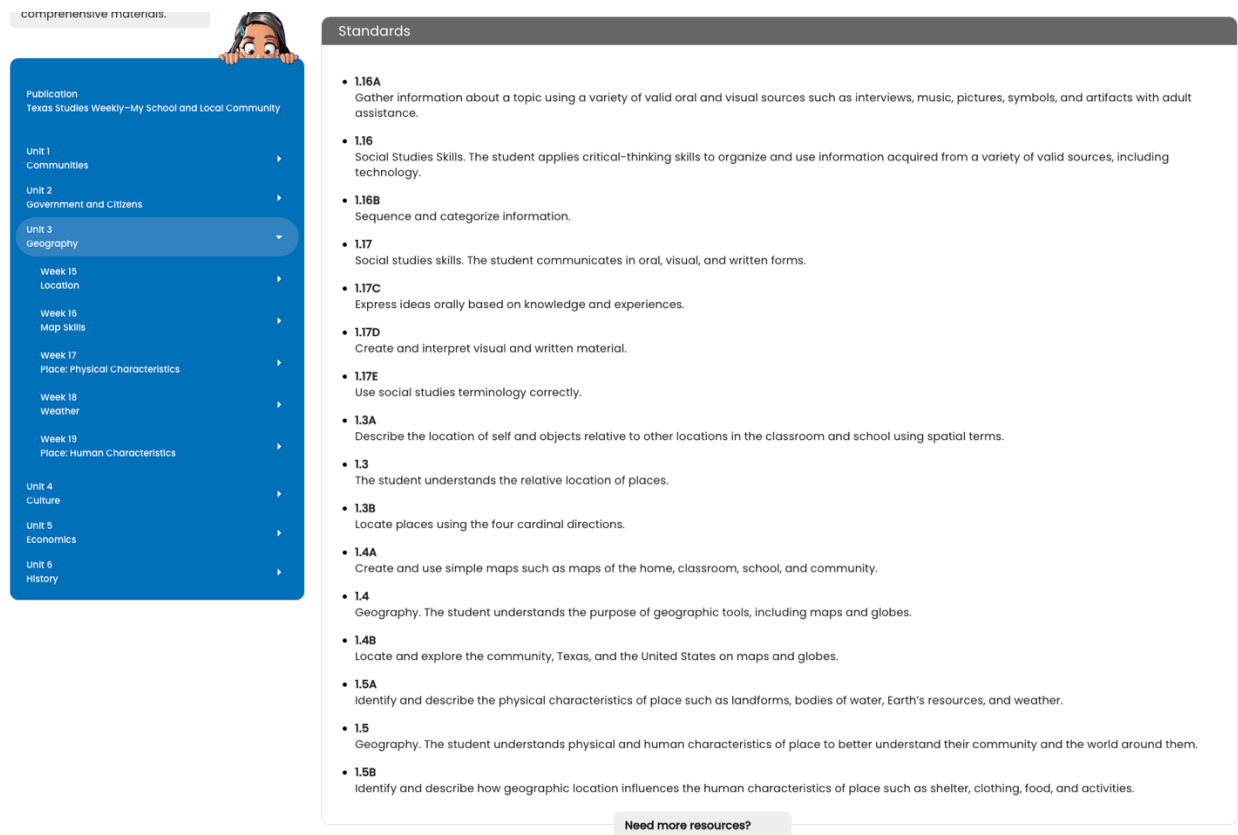
Description of the specific location and hyperlink to the exact location of the proposed new content

In the left navigation panel of the Teacher Edition, click Unit 3. Standards are listed at the top of the page.

<https://online.studiesweekly.com/teacher/classrooms/888da0c4-aa4b-4d5d-b854-c2beebea131ff/publications/569/teacher-resources>

Screenshot of Currently Adopted Content

Insert a screenshot of your currently adopted content.



Screenshot of Proposed New Content

Insert a screenshot of your proposed new content.

Update to Content Not Reviewed by SRP

Need more resources?
Check out the Week, Unit, and Publication sections for comprehensive materials.

Unit 3
Geography

Standards

- **1.16.(A)**
Identify and state facts based on relevant evidence
- **1.16.(C)**
gather information about a topic using a variety of valid oral and visual sources such as interviews, music, pictures, symbols, and artifacts with adult assistance
- **1.17.(C)**
Communicate information visually, orally, or in writing based on knowledge and experiences in social studies.
- **1.17.(b)**
create and interpret visual and written material
- **1.17.(e)**
use social studies terminology correctly
- **1.3.(A)**
describe the location of self and objects relative to other locations in the classroom and school using spatial terms
- **1.3.(e)**
locate places using the four cardinal directions
- **1.4.(A)**
create and use simple maps such as maps of the home, classroom, school, and community
- **1.4.(b)**
locate and explore the community, Texas, and the United States on maps and globes
- **1.5.(A)**
identify and describe the physical characteristics of place such as landforms, bodies of water, Earth's resources, and weather
- **1.5.(e)**
identify and describe how geographic location influences the human characteristics of place such as shelter, clothing, food, and activities

(SE)(Breakout(s)) and (Citation Type(s))

Same as above.

Description of the specific location and hyperlink to the exact location of currently adopted content

In the left navigation panel of the Teacher Edition, click Week 15. Standards are listed at the top of the web page.

<https://online.studiesweekly.com/teacher/classrooms/888da0c4-aa4b-4d5d-b854-c2beebea131ff/publications/117/teacher-resources>

Description of the specific location and hyperlink to the exact location of the proposed new content

In the left navigation panel of the Teacher Edition, click Week 15. Standards are listed at the top of the page.

<https://online.studiesweekly.com/teacher/classrooms/888da0c4-aa4b-4d5d-b854-c2beebea131ff/publications/569/teacher-resources>

Screenshot of Currently Adopted Content

Insert a screenshot of your currently adopted content.

Update to Content Not Reviewed by SRP

comprehensive materials.

• [Vocabulary](#)
 • [Standards](#)
 • [Week Storyline](#)
 • [Teacher Background Knowledge](#)
 • [Weekly Assessment PDF](#)

TEACHER EDITION
STUDENT EDITION

Publication
Texas Studies Weekly—My School and Local Community

Unit 1
Communities

Unit 2
Government and Citizens

Unit 3
Geography

Week 15
Location

Article 1
Location

Article 2
Relative Location

Article 3
Relative Location in the Classroom

Article 4
Relative Location at School

Article 5
Cardinal Directions

Article 6
Using Cardinal Directions

Week 15
Map skills

Vocabulary

cardinal directions north, south, east, west
location tells us where a place is
relative location tells where something is by using other places or objects

Standards

- **1.16A**
Gather information about a topic using a variety of valid oral and visual sources such as interviews, music, pictures, symbols, and artifacts with adult assistance.
- **1.17C**
Express ideas orally based on knowledge and experiences.
- **1.17D**
Create and interpret visual and written material.
- **1.17E**
Use social studies terminology correctly.
- **1.3A**
Describe the location of self and objects relative to other locations in the classroom and school using spatial terms.
- **1.3B**
Locate places using the four cardinal directions.

Screenshot of Proposed New Content

Insert a screenshot of your proposed new content.

Need more resources?
Check out the Week, Unit, and Publication sections for comprehensive materials.

Week 15
Location

• [Standards](#)
 • [Week Storyline](#)
 • [Teacher Background Knowledge](#)
 • [Weekly Assessment PDF](#)

TEACHER EDITION
STUDENT EDITION

Publication
Texas Studies Weekly—My School and Local Community

Unit 1
Communities

Unit 2
Government and Citizens

Unit 3
Geography

Week 15
Location

Article 1
Location

Article 2
Relative Location

Article 3
Relative Location in the Classroom

Article 4
Relative Location at School

Article 5

Standards

- **1.16.(A)**
Identify and state facts based on relevant evidence
- **1.16(C)**
gather information about a topic using a variety of valid oral and visual sources such as interviews, music, pictures, symbols, and artifacts with adult assistance
- **1.17(C)**
Communicate information visually, orally, or in writing based on knowledge and experiences in social studies.
- **1.17(D)**
create and interpret visual and written material
- **1.17(E)**
use social studies terminology correctly
- **1.3(A)**
describe the location of self and objects relative to other locations in the classroom and school using spatial terms
- **1.3(B)**
locate places using the four cardinal directions

(SE)(Breakout(s)) and (Citation Type(s))

Same as above.

Description of the specific location and hyperlink to the exact location of currently adopted content

In the left navigation panel of the Teacher Edition, click Week 16. Standards are listed at the top of the web page.

<https://online.studiesweekly.com/teacher/classrooms/888da0c4-aa4b-4d5d-b854-c2beebea131ff/publications/117/teacher-resources>

Description of the specific location and hyperlink to the exact location of the proposed new content

In the left navigation panel of the Teacher Edition, click Week 16. Standards are listed at the top of the page.

Update to Content Not Reviewed by SRP

<https://online.studiesweekly.com/teacher/classrooms/888da0c4-aa4b-4d5d-b854-c2beeba131ff/publications/569/teacher-resources>

Screenshot of Currently Adopted Content
 Insert a screenshot of your currently adopted content.

The screenshot shows a digital resource page for 'Map Skills'. On the left is a blue navigation sidebar with a tree view: Publication (Texas Studies Weekly—My School and Local Community), Unit 1 (Communities), Unit 2 (Government and Citizens), Unit 3 (Geography), Week 15 (Location), and Week 16 (Map Skills). Under Week 16, there are links for Article 1 (Globes), Article 2 (Maps), Article 3 (Map Title), Article 4 (Map Legend), Article 5 (Compass Rose), Article 6 (Types of Maps), Article 7 (Physical and Political Maps), and Activity 8 (Using a Compass Rose). The main content area has a top navigation bar with 'Vocabulary' and 'Standards'. The 'Vocabulary' section lists: cardinal directions (north, south, east, west), compass rose (shows cardinal directions), globe (round model of Earth), map (flat drawing of Earth), map legend (explains symbols and colors), and map title (tells what a map is about). The 'Standards' section lists: 1.16A (gather information using various sources), 1.17C (express ideas orally), 1.17D (create and interpret visual/written material), 1.17E (use social studies terminology), 1.3B (locate places using cardinal directions), 1.4A (create and use simple maps), and 1.4B (locate and explore community/Texas/US on maps and globes). A 'PRINT' button is in the top right, and 'TEACHER EDITION' and 'STUDENT EDITION' buttons are in the bottom right.

Screenshot of Proposed New Content
 Insert a screenshot of your proposed new content.

The screenshot shows a digital resource page for 'Map Skills' with a 'Need more resources?' callout box. The navigation sidebar is identical to the previous screenshot. The main content area has a top navigation bar with 'Standards'. The 'Standards' section lists: 1.16.(A) (identify and state facts based on evidence), 1.16.(C) (gather information using various sources), 1.17.(C) (communicate information visually, orally, or in writing), 1.17.(D) (create and interpret visual/written material), 1.17.(E) (use social studies terminology), 1.3.(B) (locate places using cardinal directions), 1.4.(A) (create and use simple maps), and 1.4.(B) (locate and explore community/Texas/US on maps and globes). A 'PRINT' button is in the top right, and 'TEACHER EDITION' and 'STUDENT EDITION' buttons are in the bottom right.

(SE)(Breakout(s)) and (Citation Type(s))
 Same as above.

Update to Content Not Reviewed by SRP

Description of the specific location and hyperlink to the exact location of currently adopted content

In the left navigation panel of the Teacher Edition, click Week 17. Standards are listed at the top of the web page.

<https://online.studiesweekly.com/teacher/classrooms/888da0c4-aa4b-4d5d-b854-c2beeba131ff/publications/117/teacher-resources>

Description of the specific location and hyperlink to the exact location of the proposed new content

In the left navigation panel of the Teacher Edition, click Week 17. Standards are listed at the top of the page.

<https://online.studiesweekly.com/teacher/classrooms/888da0c4-aa4b-4d5d-b854-c2beeba131ff/publications/569/teacher-resources>

Screenshot of Currently Adopted Content

Insert a screenshot of your currently adopted content.

The screenshot shows the 'COMPREHENSIVE CURRICULUM' interface. On the left is a blue navigation panel with a character peeking over the top. The panel lists 'Publication: Texas Studies Weekly—My School and Local Community', 'Unit 1: Communities', 'Unit 2: Government and Citizens', 'Unit 3: Geography', 'Week 15: Location', 'Week 16: Map Skills', and 'Week 17: Place: Physical Characteristics' (highlighted). Under Week 17, it lists 'Article 1: Physical Characteristics of a Place', 'Article 2: Landforms', 'Article 3: Types of Landforms', 'Article 4: Bodies of Water', 'Article 5: Types of Bodies of Water', and 'Article 6'. On the right, there are two tabs: 'TEACHER EDITION' (selected) and 'STUDENT EDITION'. Below the tabs are two sections: 'Vocabulary' and 'Standards'. The 'Vocabulary' section lists: 'bodies of water' (areas on Earth where water covers the land), 'landform' (big area of land), 'physical characteristics' (tell us about a place), and 'resource' (something we use to make things we need and want). The 'Standards' section lists: '1.16A' (Gather information about a topic using a variety of valid oral and visual sources such as interviews, music, pictures, symbols, and artifacts with adult assistance.), '1.16B' (Sequence and categorize information.), '1.17C' (Express ideas orally based on knowledge and experiences.), '1.17D' (Create and interpret visual and written material.), '1.17E' (Use social studies terminology correctly.), and '1.5A' (Identify and describe the physical characteristics of place such as landforms, bodies of water, Earth's resources, and weather.).

Screenshot of Proposed New Content

Insert a screenshot of your proposed new content.

Update to Content Not Reviewed by SRP

Need more resources?
Check out the Week, Unit, and Publication sections for comprehensive materials.

Week 17
Place: Physical Characteristics

Standards

- **1.16.(A)**
Identify and state facts based on relevant evidence
- **1.16.(C)**
gather information about a topic using a variety of valid oral and visual sources such as interviews, music, pictures, symbols, and artifacts with adult assistance
- **1.17.(C)**
Communicate information visually, orally, or in writing based on knowledge and experiences in social studies.
- **1.17.(D)**
create and interpret visual and written material
- **1.17.(E)**
use social studies terminology correctly
- **1.5.(A)**
Identify and describe the physical characteristics of place such as landforms, bodies of water, Earth's resources, and weather

TEACHER EDITION
STUDENT EDITION

(SE)(Breakout(s)) and (Citation Type(s))

Same as above.

Description of the specific location and hyperlink to the exact location of currently adopted content

In the left navigation panel of the Teacher Edition, click Week 18. Standards are listed at the top of the web page.

<https://online.studiesweekly.com/teacher/classrooms/888da0c4-aa4b-4d5d-b854-c2beebea131ff/publications/117/teacher-resources>

Description of the specific location and hyperlink to the exact location of the proposed new content

In the left navigation panel of the Teacher Edition, click Week 18. Standards are listed at the top of the page.

<https://online.studiesweekly.com/teacher/classrooms/888da0c4-aa4b-4d5d-b854-c2beebea131ff/publications/569/teacher-resources>

Screenshot of Currently Adopted Content

Insert a screenshot of your currently adopted content.

Update to Content Not Reviewed by SRP

Comprehensive materials.

Publication
Texas Studies Weekly—My School and Local Community

Unit 1
Communities

Unit 2
Government and Citizens

Unit 3
Geography

Week 15
Location

Week 16
Map Skills

Week 17
Place: Physical Characteristics

Week 18
Weather

Article 1
Weather

Article 2
Temperature

Article 3
Precipitation

Article 4
Weather and Shelter

Article 5
Weather and Food

Vocabulary

precipitation water that falls from the sky
temperature how hot or cold the air is outside
weather what happens in the air outside

Standards

- **1.16A**
Gather information about a topic using a variety of valid oral and visual sources such as interviews, music, pictures, symbols, and artifacts with adult assistance.
- **1.16B**
Sequence and categorize information.
- **1.17C**
Express ideas orally based on knowledge and experiences.
- **1.17D**
Create and interpret visual and written material.
- **1.17E**
Use social studies terminology correctly.
- **1.5A**
Identify and describe the physical characteristics of place such as landforms, bodies of water, Earth's resources, and weather.
- **1.5B**
Identify and describe how geographic location influences the human characteristics of place such as shelter, clothing, food, and activities.

TEACHER EDITION
STUDENT EDITION

Screenshot of Proposed New Content

Insert a screenshot of your proposed new content.

Need more resources?
Check out the Week, Unit, and Publication sections for comprehensive materials.

Publication
Texas Studies Weekly—My School and Local Community

Unit 1
Communities

Unit 2
Government and Citizens

Unit 3
Geography

Week 15
Location

Week 16
Map Skills

Week 17
Place: Physical Characteristics

Week 18
Weather

Article 1
Weather

Article 2

Week 18
Weather

Standards

- **1.16(A)**
Identify and state facts based on relevant evidence
- **1.16(C)**
gather information about a topic using a variety of valid oral and visual sources such as interviews, music, pictures, symbols, and artifacts with adult assistance
- **1.17(C)**
Communicate information visually, orally, or in writing based on knowledge and experiences in social studies.
- **1.17(D)**
create and interpret visual and written material
- **1.17(E)**
use social studies terminology correctly
- **1.5(A)**
identify and describe the physical characteristics of place such as landforms, bodies of water, Earth's resources, and weather
- **1.5(B)**
identify and describe how geographic location influences the human characteristics of place such as shelter, clothing, food, and activities

PRINT

TEACHER EDITION
STUDENT EDITION

(SE)(Breakout(s)) and (Citation Type(s))

Same as above.

Description of the specific location and hyperlink to the exact location of currently adopted content

In the left navigation panel of the Teacher Edition, click Week 19. Standards are listed at the top of the web page.

<https://online.studiesweekly.com/teacher/classrooms/888da0c4-aa4b-4d5d-b854-c2beeba131ff/publications/117/teacher-resources>

Description of the specific location and hyperlink to the exact location of the proposed new content

In the left navigation panel of the Teacher Edition, click Week 19. Standards are listed at the top of the

Update to Content Not Reviewed by SRP

page.

<https://online.studiesweekly.com/teacher/classrooms/888da0c4-aa4b-4d5d-b854-c2beeba131ff/publications/569/teacher-resources>

Screenshot of Currently Adopted Content

Insert a screenshot of your currently adopted content.

comprehensive materials:

Standards

- **1.16A**
Gather information about a topic using a variety of valid oral and visual sources such as interviews, music, pictures, symbols, and artifacts with adult assistance.
- **1.16B**
Sequence and categorize information.
- **1.17C**
Express ideas orally based on knowledge and experiences.
- **1.17D**
Create and interpret visual and written material.
- **1.17E**
Use social studies terminology correctly.
- **1.5B**
Identify and describe how geographic location influences the human characteristics of place such as shelter, clothing, food, and activities.

Screenshot of Proposed New Content

Insert a screenshot of your proposed new content.

Need more resources?

Week 19
Place: Human Characteristics

Standards

- **1.16.(A)**
Identify and state facts based on relevant evidence
- **1.16(C)**
gather information about a topic using a variety of valid oral and visual sources such as interviews, music, pictures, symbols, and artifacts with adult assistance
- **1.17(C)**
Communicate information visually, orally, or in writing based on knowledge and experiences in social studies.
- **1.17(D)**
create and interpret visual and written material
- **1.17(E)**
use social studies terminology correctly
- **1.5(B)**
identify and describe how geographic location influences the human characteristics of place such as shelter, clothing, food, and activities

(SE)(Breakout(s)) and (Citation Type(s))

Same as above.

Description of the specific location and hyperlink to the exact location of currently adopted content

In the left navigation panel of the Teacher Edition, click Week 20. Standards are listed at the top of the web page.

<https://online.studiesweekly.com/teacher/classrooms/888da0c4-aa4b-4d5d-b854-c2beeba131ff/publications/117/teacher-resources>

Description of the specific location and hyperlink to the exact location of the proposed new content

Update to Content Not Reviewed by SRP

In the left navigation panel of the Teacher Edition, click Week 20. Standards are listed at the top of the page.

<https://online.studiesweekly.com/teacher/classrooms/888da0c4-aa4b-4d5d-b854-c2beebea131ff/publications/569/teacher-resources>

Screenshot of Currently Adopted Content

Insert a screenshot of your currently adopted content.

Comprehensive materials.

Publication
Texas Studies Weekly—My School and Local Community

Unit 1
Communities

Unit 2
Government and Citizens

Unit 3
Geography

Unit 4
Culture

Week 20
Culture

Article 1
Culture

Article 2
Celebrations

Article 3
Traditions

Article 4
Food

Article 5
Language

Article 6
Beliefs

TEACHER EDITION

STUDENT EDITION

Vocabulary

culture how people live, believe, and celebrate
religion the organized beliefs of a group of people
tradition a way something is done

Standards

- **1.14A**
Describe and explain the importance of beliefs, language, and traditions of families and communities.
- **1.16A**
Gather information about a topic using a variety of valid oral and visual sources such as interviews, music, pictures, symbols, and artifacts with adult assistance.
- **1.16B**
Sequence and categorize information.
- **1.17C**
Express ideas orally based on knowledge and experiences.
- **1.17D**
Create and interpret visual and written material.
- **1.17E**
Use social studies terminology correctly.

Screenshot of Proposed New Content

Insert a screenshot of your proposed new content.

Need more resources?
Check out the Week, Unit, and Publication sections for comprehensive materials.

Week 20
Culture

Standards

- **1.14(A)**
describe and explain the importance of beliefs, language, and traditions of families and communities
- **1.16(A)**
Identify and state facts based on relevant evidence
- **1.16(C)**
gather information about a topic using a variety of valid oral and visual sources such as interviews, music, pictures, symbols, and artifacts with adult assistance
- **1.17(C)**
Communicate information visually, orally, or in writing based on knowledge and experiences in social studies.
- **1.17(D)**
create and interpret visual and written material
- **1.17(E)**
use social studies terminology correctly

TEACHER EDITION

STUDENT EDITION

PRINT

(SE)(Breakout(s)) and (Citation Type(s))

Same as above.

Description of the specific location and hyperlink to the exact location of currently adopted content

In the left navigation panel of the Teacher Edition, click Week 21. Standards are listed at the top of the

Update to Content Not Reviewed by SRP

web page.

<https://online.studiesweekly.com/teacher/classrooms/888da0c4-aa4b-4d5d-b854-c2beebea131ff/publications/117/teacher-resources>

Description of the specific location and hyperlink to the exact location of the proposed new content

In the left navigation panel of the Teacher Edition, click Week 21. Standards are listed at the top of the page.

<https://online.studiesweekly.com/teacher/classrooms/888da0c4-aa4b-4d5d-b854-c2beebea131ff/publications/569/teacher-resources>

Screenshot of Currently Adopted Content

Insert a screenshot of your currently adopted content.

The screenshot shows the online studies weekly interface. On the left is a blue navigation panel with a cartoon character peeking over the top. The panel lists: Publication (Texas Studies Weekly—My School and Local Community), Unit 1 (Communities), Unit 2 (Government and Citizens), Unit 3 (Geography), Unit 4 (Culture), Week 20 (Culture), and Week 21 (Folktales and Legends). Under Week 21, there are five articles: Article 1 (Stories), Article 2 (Folktales), Article 3 (The Boy Who Cried Wolf), Article 4 (Legends), and Article 5 (The Legend of the Bluebonnet). On the right, there are links for Vocabulary, Standards, Week Storyline, Teacher Background Knowledge, and Weekly Assessment PDF. Below these links are two content boxes: 'Vocabulary' defining folktales and legends, and 'Standards' listing standards 1.14B, 1.16A, 1.16B, 1.17C, 1.17D, and 1.17E. In the top right corner, there are buttons for 'TEACHER EDITION' and 'STUDENT EDITION'.

Screenshot of Proposed New Content

Insert a screenshot of your proposed new content.

Update to Content Not Reviewed by SRP

Need more resources?
Check out the Week, Unit, and Publication sections for comprehensive materials.

Week 21
Folktales and Legends

• [Standards](#)
• [Week Storyline](#)
• [Teacher Background Knowledge](#)
• [Weekly Assessment PDF](#)

TEACHER EDITION
STUDENT EDITION

Standards

- **1.14(B)**
explain the way folktales and legends reflect beliefs, language, and traditions of communities
- **1.16(A)**
Identify and state facts based on relevant evidence
- **1.16(B)**
Identify different kinds of historical sources and artifacts and explain how they can be used to study the past
- **1.16(C)**
gather information about a topic using a variety of valid oral and visual sources such as interviews, music, pictures, symbols, and artifacts with adult assistance
- **1.16(D)**
sequence and categorize information
- **1.17(C)**
Communicate information visually, orally, or in writing based on knowledge and experiences in social studies.
- **1.17(D)**
create and interpret visual and written material
- **1.17(E)**
use social studies terminology correctly

(SE)(Breakout(s)) and (Citation Type(s))

Same as above.

Description of the specific location and hyperlink to the exact location of currently adopted content

In the left navigation panel of the Teacher Edition, click Unit 4. Standards are listed at the top of the web page.

<https://online.studiesweekly.com/teacher/classrooms/888da0c4-aa4b-4d5d-b854-c2beeba131ff/publications/117/teacher-resources>

Description of the specific location and hyperlink to the exact location of the proposed new content

In the left navigation panel of the Teacher Edition, click Unit 4. Standards are listed at the top of the page.

<https://online.studiesweekly.com/teacher/classrooms/888da0c4-aa4b-4d5d-b854-c2beeba131ff/publications/569/teacher-resources>

Screenshot of Currently Adopted Content

Insert a screenshot of your currently adopted content.

Update to Content Not Reviewed by SRP

Comprehensive materials.

Publication
Texas Studies Weekly—My School and Local Community

Unit 1
Communities

Unit 2
Government and Citizens

Unit 3
Geography

Unit 4
Culture

Week 20
Culture

Week 21
Folktales and Legends

Unit 5
Economics

Unit 6
History

Standards

- **1.14A**
Describe and explain the importance of beliefs, language, and traditions of families and communities.
- **1.14**
Culture. The student understands the importance of family and community beliefs, language, and traditions.
- **1.14B**
Explain the way folktales and legends reflect beliefs, language, and traditions of communities.
- **1.16A**
Gather information about a topic using a variety of valid oral and visual sources such as interviews, music, pictures, symbols, and artifacts with adult assistance.
- **1.16**
Social Studies Skills. The student applies critical-thinking skills to organize and use information acquired from a variety of valid sources, including technology.
- **1.16B**
Sequence and categorize information.
- **1.17**
Social studies skills. The student communicates in oral, visual, and written forms.
- **1.17C**
Express ideas orally based on knowledge and experiences.
- **1.17D**
Create and interpret visual and written material.
- **1.17E**
Use social studies terminology correctly.

Need more resources?

Screenshot of Proposed New Content

Insert a screenshot of your proposed new content.

Need more resources?
Check out the Week, Unit, and Publication sections for comprehensive materials.

Unit 4
Culture

Standards

- **1.14(A)**
describe and explain the importance of beliefs, language, and traditions of families and communities
- **1.14(B)**
explain the way folktales and legends reflect beliefs, language, and traditions of communities
- **1.16(A)**
Identify and state facts based on relevant evidence
- **1.16(B)**
Identify different kinds of historical sources and artifacts and explain how they can be used to study the past
- **1.16(C)**
gather information about a topic using a variety of valid oral and visual sources such as interviews, music, pictures, symbols, and artifacts with adult assistance
- **1.16(D)**
sequence and categorize information
- **1.17(C)**
Communicate information visually, orally, or in writing based on knowledge and experiences in social studies.
- **1.17(D)**
create and interpret visual and written material
- **1.17(E)**
use social studies terminology correctly

(SE)(Breakout(s)) and (Citation Type(s))

Same as above.

Description of the specific location and hyperlink to the exact location of currently adopted content

In the left navigation panel of the Teacher Edition, click Week 22. Standards are listed at the top of the web page.

<https://online.studiesweekly.com/teacher/classrooms/888da0c4-aa4b-4d5d-b854-c2beeba131ff/publications/117/teacher-resources>

Description of the specific location and hyperlink to the exact location of the proposed new content

In the left navigation panel of the Teacher Edition, click Week 22. Standards are listed at the top of the page.

<https://online.studiesweekly.com/teacher/classrooms/888da0c4-aa4b-4d5d-b854->

Update to Content Not Reviewed by SRP

c2beeba131ff/publications/569/teacher-resources

Screenshot of Currently Adopted Content

Insert a screenshot of your currently adopted content.

The screenshot shows the Teacher Edition interface for Week 22, 'Needs and Wants'. On the left is a navigation menu with units and articles. The main content area is divided into two sections: 'Vocabulary' and 'Standards'. The 'Vocabulary' section lists three terms: 'need', 'trade', and 'want'. The 'Standards' section lists several standards including 1.16A, 1.16B, 1.17C, 1.17D, 1.17E, 1.6A, and 1.6B.

Need more resources? Check out the Week, Unit, and Publication sections for comprehensive materials.

TEACHER EDITION
STUDENT EDITION

Publication
Texas Studies Weekly—My School and Local Community

Unit 1
Communities

Unit 2
Government and Citizens

Unit 3
Geography

Unit 4
Culture

Unit 5
Economics

Week 22
Needs and Wants

Article 1
Needs

Article 2
Wants

Article 3
Basic Needs

Article 4
Meeting Our Needs

Article 5
Producing

Article 6
Working

Article 7

Vocabulary

need something you have to have to live
trade when you buy or sell a good or service
want something you would like to have but don't need

Standards

- **1.16A**
Gather information about a topic using a variety of valid oral and visual sources such as interviews, music, pictures, symbols, and artifacts with adult assistance.
- **1.16B**
Sequence and categorize information.
- **1.17C**
Express ideas orally based on knowledge and experiences.
- **1.17D**
Create and interpret visual and written material.
- **1.17E**
Use social studies terminology correctly.
- **1.6A**
Describe ways that families meet basic human needs.
- **1.6B**
Describe similarities and differences in ways families meet basic human needs.

Screenshot of Proposed New Content

Insert a screenshot of your proposed new content.

The screenshot shows the Teacher Edition interface for Week 22, 'Needs and Wants'. On the left is a navigation menu with units and articles. The main content area is divided into two sections: 'Standards'. The 'Standards' section lists several standards including 1.16(A), 1.16(C), 1.16(D), 1.17(C), 1.17(D), 1.17(E), 1.6(A), and 1.6(B).

Need more resources? Check out the Week, Unit, and Publication sections for comprehensive materials.

TEACHER EDITION
STUDENT EDITION

Week 22
Needs and Wants

Standards

- **1.16(A)**
Identify and state facts based on relevant evidence
- **1.16(C)**
gather information about a topic using a variety of valid oral and visual sources such as interviews, music, pictures, symbols, and artifacts with adult assistance
- **1.16(D)**
sequence and categorize information
- **1.17(C)**
Communicate information visually, orally, or in writing based on knowledge and experiences in social studies.
- **1.17(D)**
create and interpret visual and written material
- **1.17(E)**
use social studies terminology correctly
- **1.6(A)**
describe ways that families meet basic human needs
- **1.6(B)**
describe similarities and differences in ways families meet basic human needs

(SE)(Breakout(s)) and (Citation Type(s))

Same as above.

Description of the specific location and hyperlink to the exact location of currently adopted content

In the left navigation panel of the Teacher Edition, click Week 23. Standards are listed at the top of the

Update to Content Not Reviewed by SRP

web page.

<https://online.studiesweekly.com/teacher/classrooms/888da0c4-aa4b-4d5d-b854-c2beeba131ff/publications/117/teacher-resources>

Description of the specific location and hyperlink to the exact location of the proposed new content

In the left navigation panel of the Teacher Edition, click Week 23. Standards are listed at the top of the page.

<https://online.studiesweekly.com/teacher/classrooms/888da0c4-aa4b-4d5d-b854-c2beeba131ff/publications/569/teacher-resources>

Screenshot of Currently Adopted Content

Insert a screenshot of your currently adopted content.

Can't find what you're looking for?

Publication
Texas Studies Weekly—My School and Local Community

Unit 1
Communities

Unit 2
Government and Citizens

Unit 3
Geography

Unit 4
Culture

Unit 5
Economics

Week 22
Needs and Wants

Week 23
Goods and Services

Article 1
Goods and Services

Article 2
Goods at Home

Article 3
Goods at School

Article 4
Goods in the Community

- [Vocabulary](#)
- [Standards](#)
- [Week Storyline](#)
- [Teacher Background Knowledge](#)
- [Weekly Assessment PDF](#)

TEACHER EDITION

STUDENT EDITION

Vocabulary

good something people buy and sell
service something a person does for someone else

Standards

- **1.16A**
Gather information about a topic using a variety of valid oral and visual sources such as interviews, music, pictures, symbols, and artifacts with adult assistance.
- **1.16B**
Sequence and categorize information.
- **1.17C**
Express ideas orally based on knowledge and experiences.
- **1.17D**
Create and interpret visual and written material.
- **1.17E**
Use social studies terminology correctly.
- **1.7A**
Identify examples of goods and services in the home, school, and community.

Screenshot of Proposed New Content

Insert a screenshot of your proposed new content.

Need more resources?
Check out the Week, Unit, and Publication sections for comprehensive materials.

Week 23
Goods and Services

Publication
Texas Studies Weekly—My School and Local Community

Unit 1
Communities

Unit 2
Government and Citizens

Unit 3
Geography

Unit 4
Culture

Unit 5
Economics

Week 22
Needs and Wants

Week 23
Goods and Services

Article 1
Goods and Services

Article 2

- [Standards](#)
- [Week Storyline](#)
- [Teacher Background Knowledge](#)
- [Weekly Assessment PDF](#)

PRINT

TEACHER EDITION

STUDENT EDITION

Standards

- **1.16(A)**
Identify and state facts based on relevant evidence
- **1.16(C)**
gather information about a topic using a variety of valid oral and visual sources such as interviews, music, pictures, symbols, and artifacts with adult assistance
- **1.16(D)**
sequence and categorize information
- **1.17(C)**
Communicate information visually, orally, or in writing based on knowledge and experiences in social studies.
- **1.17(D)**
create and interpret visual and written material
- **1.17(E)**
use social studies terminology correctly
- **1.7(A)**
Identify examples of goods and services in the home, school, and community

Update to Content Not Reviewed by SRP

(SE)(Breakout(s)) and (Citation Type(s))

Same as above.

Description of the specific location and hyperlink to the exact location of currently adopted content

In the left navigation panel of the Teacher Edition, click Unit 5. Standards are listed at the top of the web page.

<https://online.studiesweekly.com/teacher/classrooms/888da0c4-aa4b-4d5d-b854-c2beebea131ff/publications/117/teacher-resources>

Description of the specific location and hyperlink to the exact location of the proposed new content

In the left navigation panel of the Teacher Edition, click Unit 5. Standards are listed at the top of the page.

<https://online.studiesweekly.com/teacher/classrooms/888da0c4-aa4b-4d5d-b854-c2beebea131ff/publications/569/teacher-resources>

Screenshot of Currently Adopted Content

Insert a screenshot of your currently adopted content.

Update to Content Not Reviewed by SRP

comprehensive materials.



Publication
Texas Studies Weekly—My School and Local Community

- Unit 1
Communities
- Unit 2
Government and Citizens
- Unit 3
Geography
- Unit 4
Culture
- Unit 5
Economics
 - Week 22
Needs and Wants
 - Week 23
Goods and Services
 - Week 24
Exchanging Goods and Services
 - Week 25
Economic Choices
 - Week 26
Jobs
- Unit 6
History

Standards

- **1.16A**
Gather information about a topic using a variety of valid oral and visual sources such as interviews, music, pictures, symbols, and artifacts with adult assistance.
- **1.16**
Social Studies Skills. The student applies critical-thinking skills to organize and use information acquired from a variety of valid sources, including technology.
- **1.16B**
Sequence and categorize information.
- **1.17**
Social studies skills. The student communicates in oral, visual, and written forms.
- **1.17C**
Express ideas orally based on knowledge and experiences.
- **1.17D**
Create and interpret visual and written material.
- **1.17E**
Use social studies terminology correctly.
- **1.6A**
Describe ways that families meet basic human needs.
- **1.6**
Economics. The student understands how families meet basic human needs.
- **1.6B**
Describe similarities and differences in ways families meet basic human needs.
- **1.7A**
Identify examples of goods and services in the home, school, and community.
- **1.7**
Economics. The student understands the concepts of goods and services.
- **1.7B**
Identify ways people exchange goods and services.
- **1.7C**
Identify the role of markets in the exchange of goods and services.
- **1.8A**
Identify examples of people wanting more than they can have.
- **1.8**
Economics. The student understands the condition of not being able to have all the goods and services one wants.
- **1.8B**
Explain why wanting more than they can have requires that people make choices.
- **1.8C**
Identify examples of choices families make when buying goods and services.
- **1.9A**
Describe the tools of various jobs and the characteristics of a job well performed.
- **1.9**
Economics. The student understands the value of work.
- **1.9B**
Describe how various jobs contribute to the production of goods and services.

Need more resources?

Screenshot of Proposed New Content

Insert a screenshot of your proposed new content.

Update to Content Not Reviewed by SRP

Need more resources?

Check out the Week, Unit, and Publication sections for comprehensive materials.

Publication
Texas Studies Weekly—My School and Local Community

Unit 1
Communities

Unit 2
Government and Citizens

Unit 3
Geography

Unit 4
Culture

Unit 5
Economics

Week 22
Needs and Wants

Week 23
Goods and Services

Week 24
Exchanging Goods and Services

Week 25
Economic Choices

Week 26
Jobs

Unit 6
History

Unit 5

Economics

PRINT

Standards

- **1.16(A)**
Identify and state facts based on relevant evidence
- **1.16(C)**
gather information about a topic using a variety of valid oral and visual sources such as interviews, music, pictures, symbols, and artifacts with adult assistance
- **1.16(B)**
sequence and categorize information
- **1.17(C)**
Communicate information visually, orally, or in writing based on knowledge and experiences in social studies.
- **1.17(B)**
create and interpret visual and written material
- **1.17(E)**
use social studies terminology correctly
- **1.6(A)**
describe ways that families meet basic human needs
- **1.6(B)**
describe similarities and differences in ways families meet basic human needs
- **1.7(A)**
identify examples of goods and services in the home, school, and community
- **1.7(B)**
identify ways people exchange goods and services
- **1.7(C)**
identify the role of markets in the exchange of goods and services
- **1.8(A)**
identify examples of people wanting more than they can have
- **1.8(B)**
explain why wanting more than they can have requires that people make choices
- **1.8(C)**
identify examples of choices families make when buying goods and services
- **1.9(A)**
describe the tools of various jobs and the characteristics of a job well performed
- **1.9(B)**
describe how various jobs contribute to the production of goods and services

(SE)(Breakout(s)) and (Citation Type(s))

Same as above.

Description of the specific location and hyperlink to the exact location of currently adopted content

In the left navigation panel of the Teacher Edition, click Week 24. Standards are listed at the top of the web page.

<https://online.studiesweekly.com/teacher/classrooms/888da0c4-aa4b-4d5d-b854-c2beeba131ff/publications/117/teacher-resources>

Description of the specific location and hyperlink to the exact location of the proposed new content

In the left navigation panel of the Teacher Edition, click Week 24. Standards are listed at the top of the page.

<https://online.studiesweekly.com/teacher/classrooms/888da0c4-aa4b-4d5d-b854-c2beeba131ff/publications/569/teacher-resources>

Screenshot of Currently Adopted Content

Insert a screenshot of your currently adopted content.

Update to Content Not Reviewed by SRP

Comprehensive materials.

Publication
Texas Studies Weekly—My School and Local Community

Unit 1
Communities

Unit 2
Government and Citizens

Unit 3
Geography

Unit 4
Culture

Unit 5
Economics

Week 22
Needs and Wants

Week 23
Goods and Services

Week 24
Exchanging Goods and Services

Article 1
Markets

Article 2
Buying and Selling

Article 3
Markets That Meet Needs

Article 4
Markets That Meet Wants

- Vocabulary
- Standards
- Week Storyline
- Teacher Background Knowledge
- Weekly Assessment PDF

TEACHER EDITION

STUDENT EDITION

Vocabulary

market where people buy and sell goods and services

Standards

- 1.16A Gather information about a topic using a variety of valid oral and visual sources such as interviews, music, pictures, symbols, and artifacts with adult assistance.
- 1.16B Sequence and categorize information.
- 1.17C Express ideas orally based on knowledge and experiences.
- 1.17D Create and interpret visual and written material.
- 1.17E Use social studies terminology correctly.
- 1.7B Identify ways people exchange goods and services.
- 1.7C Identify the role of markets in the exchange of goods and services.

Screenshot of Proposed New Content

Insert a screenshot of your proposed new content.

Need more resources?
Check out the Week, Unit, and Publication sections for comprehensive materials.

Publication
Texas Studies Weekly—My School and Local Community

Unit 1
Communities

Unit 2
Government and Citizens

Unit 3
Geography

Unit 4
Culture

Unit 5
Economics

Week 22
Needs and Wants

Week 23
Goods and Services

Week 24
Exchanging Goods and Services

Article 1

Week 24
Exchanging Goods and Services

- Standards
- Week Storyline
- Teacher Background Knowledge
- Weekly Assessment PDF

TEACHER EDITION

STUDENT EDITION

Standards

- 1.16(A) Identify and state facts based on relevant evidence
- 1.16(C) gather information about a topic using a variety of valid oral and visual sources such as interviews, music, pictures, symbols, and artifacts with adult assistance
- 1.17(C) Communicate information visually, orally, or in writing based on knowledge and experiences in social studies.
- 1.17(D) create and interpret visual and written material
- 1.17(E) use social studies terminology correctly
- 1.7(B) identify ways people exchange goods and services
- 1.7(C) identify the role of markets in the exchange of goods and services

(SE)(Breakout(s)) and (Citation Type(s))

Same as above.

Description of the specific location and hyperlink to the exact location of currently adopted content

In the left navigation panel of the Teacher Edition, click Week 25. Standards are listed at the top of the web page.

<https://online.studiesweekly.com/teacher/classrooms/888da0c4-aa4b-4d5d-b854-c2beeba131ff/publications/117/teacher-resources>

Description of the specific location and hyperlink to the exact location of the proposed new content

In the left navigation panel of the Teacher Edition, click Week 25. Standards are listed at the top of the page.

Update to Content Not Reviewed by SRP

<https://online.studiesweekly.com/teacher/classrooms/888da0c4-aa4b-4d5d-b854-c2beeba131ff/publications/569/teacher-resources>

Screenshot of Currently Adopted Content

Insert a screenshot of your currently adopted content.

comprehensive materials.

Publication
Texas Studies Weekly—My School and Local Community

Unit 1
Communities

Unit 2
Government and Citizens

Unit 3
Geography

Unit 4
Culture

Unit 5
Economics

Week 22
Needs and Wants

Week 23
Goods and Services

Week 24
Exchanging Goods and Services

Week 25
Economic Choices

Article 1
Economic Choices

Standards

- **1.16A**
Gather information about a topic using a variety of valid oral and visual sources such as interviews, music, pictures, symbols, and artifacts with adult assistance.
- **1.16B**
Sequence and categorize information.
- **1.17C**
Express ideas orally based on knowledge and experiences.
- **1.17D**
Create and interpret visual and written material.
- **1.17E**
Use social studies terminology correctly.
- **1.8A**
Identify examples of people wanting more than they can have.
- **1.8B**
Explain why wanting more than they can have requires that people make choices.
- **1.8C**
Identify examples of choices families make when buying goods and services.

TEACHER EDITION
STUDENT EDITION

Screenshot of Proposed New Content

Insert a screenshot of your proposed new content.

Need more resources?
Check out the Week, Unit, and Publication sections for comprehensive materials.

Week 25
Economic Choices

Standards

- **1.16(A)**
Identify and state facts based on relevant evidence
- **1.16(C)**
gather information about a topic using a variety of valid oral and visual sources such as interviews, music, pictures, symbols, and artifacts with adult assistance
- **1.17(C)**
Communicate information visually, orally, or in writing based on knowledge and experiences in social studies.
- **1.17(D)**
create and interpret visual and written material
- **1.17(E)**
use social studies terminology correctly
- **1.8(A)**
identify examples of people wanting more than they can have
- **1.8(B)**
explain why wanting more than they can have requires that people make choices
- **1.8(C)**
identify examples of choices families make when buying goods and services

PRINT

TEACHER EDITION
STUDENT EDITION

(SE)(Breakout(s)) and (Citation Type(s))

Same as above.

Description of the specific location and hyperlink to the exact location of currently adopted content

In the left navigation panel of the Teacher Edition, click Week 26. Standards are listed at the top of the web page.

Update to Content Not Reviewed by SRP

<https://online.studiesweekly.com/teacher/classrooms/888da0c4-aa4b-4d5d-b854-c2beeba131ff/publications/117/teacher-resources>

Description of the specific location and hyperlink to the exact location of the proposed new content
In the left navigation panel of the Teacher Edition, click Week 26. Standards are listed at the top of the page.

<https://online.studiesweekly.com/teacher/classrooms/888da0c4-aa4b-4d5d-b854-c2beeba131ff/publications/569/teacher-resources>

Screenshot of Currently Adopted Content
Insert a screenshot of your currently adopted content.

Need more resources? Check out the Week, Unit, and Publication sections for comprehensive materials.

Publication
Texas Studies Weekly—My School and Local Community

Unit 1
Communities

Unit 2
Government and Citizens

Unit 3
Geography

Unit 4
Culture

Unit 5
Economics

Week 22
Needs and Wants

Week 23
Goods and Services

Week 24
Exchanging Goods and Services

Week 25
Economic Choices

Week 26
Jobs

Article 1
Jobs

Article 2
Jobs Produce Goods

- Vocabulary
- Standards
- Week Storyline
- Teacher Background Knowledge
- Weekly Assessment PDF

TEACHER EDITION

STUDENT EDITION

Vocabulary

jobs where people work, and what they do to earn money

Standards

- 1.16A**
Gather information about a topic using a variety of valid oral and visual sources such as interviews, music, pictures, symbols, and artifacts with adult assistance.
- 1.16B**
Sequence and categorize information.
- 1.17C**
Express ideas orally based on knowledge and experiences.
- 1.17D**
Create and interpret visual and written material.
- 1.17E**
Use social studies terminology correctly.
- 1.9A**
Describe the tools of various jobs and the characteristics of a job well performed.
- 1.9B**
Describe how various jobs contribute to the production of goods and services.

Screenshot of Proposed New Content
Insert a screenshot of your proposed new content.

Need more resources? Check out the Week, Unit, and Publication sections for comprehensive materials.

Publication
Texas Studies Weekly—My School and Local Community

Unit 1
Communities

Unit 2
Government and Citizens

Unit 3
Geography

Unit 4
Culture

Unit 5
Economics

Week 22
Needs and Wants

Week 23
Goods and Services

Week 24
Exchanging Goods and Services

Week 25

Week 26
Jobs

- Standards
- Week Storyline
- Teacher Background Knowledge
- Weekly Assessment PDF

TEACHER EDITION

STUDENT EDITION

PRINT

Standards

- 1.16(A)**
Identify and state facts based on relevant evidence
- 1.16(C)**
gather information about a topic using a variety of valid oral and visual sources such as interviews, music, pictures, symbols, and artifacts with adult assistance
- 1.17(C)**
Communicate information visually, orally, or in writing based on knowledge and experiences in social studies.
- 1.17(D)**
create and interpret visual and written material
- 1.17(E)**
use social studies terminology correctly
- 1.9(A)**
describe the tools of various jobs and the characteristics of a job well performed
- 1.9(B)**
describe how various jobs contribute to the production of goods and services

Update to Content Not Reviewed by SRP

(SE)(Breakout(s)) and (Citation Type(s))

Same as above.

Description of the specific location and hyperlink to the exact location of currently adopted content

In the left navigation panel of the Teacher Edition, click Unit 6. Standards are listed at the top of the web page.

<https://online.studiesweekly.com/teacher/classrooms/888da0c4-aa4b-4d5d-b854-c2beebea131ff/publications/117/teacher-resources>

Description of the specific location and hyperlink to the exact location of the proposed new content

In the left navigation panel of the Teacher Edition, click Unit 6. Standards are listed at the top of the page.

<https://online.studiesweekly.com/teacher/classrooms/888da0c4-aa4b-4d5d-b854-c2beebea131ff/publications/569/teacher-resources>

Screenshot of Currently Adopted Content

Insert a screenshot of your currently adopted content.

The screenshot displays the 'Comprehensive Materials' interface. On the left, a blue navigation panel lists various units and weeks. 'Unit 6 History' is highlighted with a white background and a downward arrow. The main content area, titled 'Standards', lists several standards including 1.15A, 1.15, 1.15B, 1.15C, 1.16A, 1.16, 1.16B, 1.17A, 1.17, 1.17B, 1.17C, 1.17D, and 1.17E. A 'Need more resources?' button is visible at the bottom right of the standards list.

Comprehensive Materials

Publication
Texas Studies Weekly—My School and Local Community

Unit 1
Communities

Unit 2
Government and Citizens

Unit 3
Geography

Unit 4
Culture

Unit 5
Economics

Unit 6
History

Week 27
Time

Week 28
Comparing Children Over Time

Week 29
Inventors

Week 30
Technology and Recreation

Week 31
Transportation Over Time

Week 32
Communication Over Time

Standards

- 1.15A
Describe how technology has affected the ways families live.
- 1.15
Science, technology, and society. The student identifies individuals who created or invented new technology and understands how technology affects daily life, past and present.
- 1.15B
Describe how technology has affected communication, transportation, and recreation.
- 1.15C
Identify the contributions of scientists and inventors such as Alexander Graham Bell, Thomas Edison, and Garrett Morgan.
- 1.16A
Gather information about a topic using a variety of valid oral and visual sources such as interviews, music, pictures, symbols, and artifacts with adult assistance.
- 1.16
Social Studies Skills. The student applies critical-thinking skills to organize and use information acquired from a variety of valid sources, including technology.
- 1.16B
Sequence and categorize information.
- 1.17A
Use a simple timeline to distinguish among past, present, and future.
- 1.17
Social studies skills. The student communicates in oral, visual, and written forms.
- 1.17B
Use a calendar to describe and measure time in days, weeks, months, and years.
- 1.17C
Express ideas orally based on knowledge and experiences.
- 1.17D
Create and interpret visual and written material.
- 1.17E
Use social studies terminology correctly.

Need more resources?

Screenshot of Proposed New Content

Insert a screenshot of your proposed new content.

Update to Content Not Reviewed by SRP

Need more resources?
Check out the Week, Unit, and Publication sections for comprehensive materials.

Unit 6
History

Standards

- 1.15(A)
describe how technology has affected the ways families live
- 1.15(B)
describe how technology has affected communication, transportation, and recreation
- 1.15(C)
identify the contributions of scientists and inventors such as Alexander Graham Bell, Thomas Edison, and Garrett Morgan
- 1.16(A)
Identify and state facts based on relevant evidence
- 1.16(C)
gather information about a topic using a variety of valid oral and visual sources such as interviews, music, pictures, symbols, and artifacts with adult assistance
- 1.16(D)
sequence and categorize information
- 1.17(A)
use a simple timeline to distinguish among past, present, and future
- 1.17(B)
use a calendar to describe and measure time in days, weeks, months, and years
- 1.17(C)
Communicate information visually, orally, or in writing based on knowledge and experiences in social studies.
- 1.17(D)
create and interpret visual and written material
- 1.17(E)
use social studies terminology correctly

(SE)(Breakout(s)) and (Citation Type(s))
Same as above.

Description of the specific location and hyperlink to the exact location of currently adopted content
In the left navigation panel of the Teacher Edition, click Week 27. Standards are listed at the top of the web page.

<https://online.studiesweekly.com/teacher/classrooms/888da0c4-aa4b-4d5d-b854-c2beeba131ff/publications/117/teacher-resources>

Description of the specific location and hyperlink to the exact location of the proposed new content
In the left navigation panel of the Teacher Edition, click Week 27. Standards are listed at the top of the page.

<https://online.studiesweekly.com/teacher/classrooms/888da0c4-aa4b-4d5d-b854-c2beeba131ff/publications/569/teacher-resources>

Screenshot of Currently Adopted Content

Insert a screenshot of your currently adopted content.

Update to Content Not Reviewed by SRP

comprehensive materials.

Publication
Texas Studies Weekly—My School and Local Community

- Unit 1
Communities
- Unit 2
Government and Citizens
- Unit 3
Geography
- Unit 4
Culture
- Unit 5
Economics
- Unit 6
History
- Week 27
Time

- Article 1
Calendars
- Article 2
Days
- Article 3
Weeks
- Article 4
Months
- Article 5
Years

- Vocabulary
- Standards
- Week Storyline
- Teacher Background Knowledge
- Weekly Assessment PDF

TEACHER EDITION
STUDENT EDITION

Vocabulary

calendar a chart we use to track time
future everything that will happen
past everything that happened before today
present what is happening right now

Standards

- **1.16A**
Gather information about a topic using a variety of valid oral and visual sources such as interviews, music, pictures, symbols, and artifacts with adult assistance.
- **1.16B**
Sequence and categorize information.
- **1.17B**
Use a calendar to describe and measure time in days, weeks, months, and years.
- **1.17C**
Express ideas orally based on knowledge and experiences.
- **1.17D**
Create and interpret visual and written material.
- **1.17E**
Use social studies terminology correctly.

Screenshot of Proposed New Content
 Insert a screenshot of your proposed new content.

Need more resources?
Check out the Week, Unit, and Publication sections for comprehensive materials.

Week 27
Time

Standards

- Standards
- Week Storyline
- Teacher Background Knowledge
- Weekly Assessment PDF

TEACHER EDITION
STUDENT EDITION

Standards

- **1.16.(A)**
Identify and state facts based on relevant evidence
- **1.16.(C)**
gather information about a topic using a variety of valid oral and visual sources such as interviews, music, pictures, symbols, and artifacts with adult assistance
- **1.16.(D)**
sequence and categorize information
- **1.17.(B)**
use a calendar to describe and measure time in days, weeks, months, and years
- **1.17.(C)**
Communicate information visually, orally, or in writing based on knowledge and experiences in social studies.
- **1.17.(D)**
create and interpret visual and written material
- **1.17.(E)**
use social studies terminology correctly

(SE)(Breakout(s)) and (Citation Type(s))

Same as above.

Description of the specific location and hyperlink to the exact location of currently adopted content

In the left navigation panel of the Teacher Edition, click Week 28. Standards are listed at the top of the web page.

<https://online.studiesweekly.com/teacher/classrooms/888da0c4-aa4b-4d5d-b854-c2beeba131ff/publications/117/teacher-resources>

Description of the specific location and hyperlink to the exact location of the proposed new content

In the left navigation panel of the Teacher Edition, click Week 28. Standards are listed at the top of the

Update to Content Not Reviewed by SRP

page.

<https://online.studiesweekly.com/teacher/classrooms/888da0c4-aa4b-4d5d-b854-c2beeba131ff/publications/569/teacher-resources>

Screenshot of Currently Adopted Content

Insert a screenshot of your currently adopted content.

The screenshot shows the 'Currently Adopted Content' page for Week 28, 'Comparing Children Over Time'. The left navigation panel is visible, showing the hierarchy: Publication (Texas Studies Weekly—My School and Local Community) > Unit 6 (History) > Week 28 (Comparing Children Over Time) > Article 1 (Timelines). The main content area is divided into two sections: 'Vocabulary' and 'Standards'. The 'Vocabulary' section defines 'timeline' as 'shows things in the order that they happen'. The 'Standards' section lists several standards: 1.16A (gather information using various sources), 1.16B (sequence and categorize information), 1.17A (use a simple timeline), 1.17C (express ideas orally), 1.17D (create and interpret visual material), and 1.17E (use social studies terminology correctly). A 'TEACHER EDITION' button is visible in the top right corner.

Screenshot of Proposed New Content

Insert a screenshot of your proposed new content.

The screenshot shows the 'Proposed New Content' page for Week 28, 'Comparing Children Over Time'. The left navigation panel is visible, showing the hierarchy: Publication (Texas Studies Weekly—My School and Local Community) > Unit 6 (History) > Week 28 (Comparing Children Over Time) > Article 1 (Timelines). The main content area is divided into two sections: 'Standards' and 'Standards'. The 'Standards' section lists several standards: 1.16(A) (identify and state facts), 1.16(C) (gather information using various sources), 1.16(D) (sequence and categorize information), 1.17(A) (use a simple timeline), 1.17(C) (communicate information visually, orally, or in writing), 1.17(D) (create and interpret visual material), and 1.17(E) (use social studies terminology correctly). A 'PRINT' button is visible in the top right corner.

(SE)(Breakout(s)) and (Citation Type(s))

Same as above.

Description of the specific location and hyperlink to the exact location of currently adopted content

In the left navigation panel of the Teacher Edition, click Week 29. Standards are listed at the top of the web page.

Update to Content Not Reviewed by SRP

<https://online.studiesweekly.com/teacher/classrooms/888da0c4-aa4b-4d5d-b854-c2beeba131ff/publications/117/teacher-resources>

Description of the specific location and hyperlink to the exact location of the proposed new content
In the left navigation panel of the Teacher Edition, click Week 29. Standards are listed at the top of the page.

<https://online.studiesweekly.com/teacher/classrooms/888da0c4-aa4b-4d5d-b854-c2beeba131ff/publications/569/teacher-resources>

Screenshot of Currently Adopted Content

Insert a screenshot of your currently adopted content.

The screenshot shows the 'Inventors' page in the Teacher Edition. On the left is a blue navigation menu with 'Week 29 Inventors' selected. The main content area is divided into two sections: 'Vocabulary' and 'Standards'. The 'Vocabulary' section defines 'inventors' as people who create new things. The 'Standards' section lists several standards: 1.15C (identifying contributions of scientists and inventors), 1.16A (gathering information from various sources), 1.16B (sequencing and categorizing information), 1.17C (expressing ideas orally), 1.17D (creating and interpreting visual and written material), and 1.17E (using social studies terminology correctly). Navigation buttons for 'TEACHER EDITION' and 'STUDENT EDITION' are visible in the top right.

Screenshot of Proposed New Content

Insert a screenshot of your proposed new content.

The screenshot shows the proposed new content for the 'Inventors' page. The navigation menu on the left is the same as in the previous screenshot. The 'Standards' section has been updated with the following standards: 1.15(C) (identifying contributions of scientists and inventors), 1.16(A) (identifying and stating facts based on evidence), 1.16(C) (gathering information from various sources), 1.17(C) (communicating information visually, orally, or in writing), 1.17(D) (creating and interpreting visual and written material), and 1.17(E) (using social studies terminology correctly). A 'PRINT' button is now visible in the top right corner, and the 'TEACHER EDITION' and 'STUDENT EDITION' buttons remain.

(SE)(Breakout(s)) and (Citation Type(s))

Same as above.

Update to Content Not Reviewed by SRP

Description of the specific location and hyperlink to the exact location of currently adopted content

In the left navigation panel of the Teacher Edition, click Week 30. Standards are listed at the top of the web page.

<https://online.studiesweekly.com/teacher/classrooms/888da0c4-aa4b-4d5d-b854-c2beeba131ff/publications/117/teacher-resources>

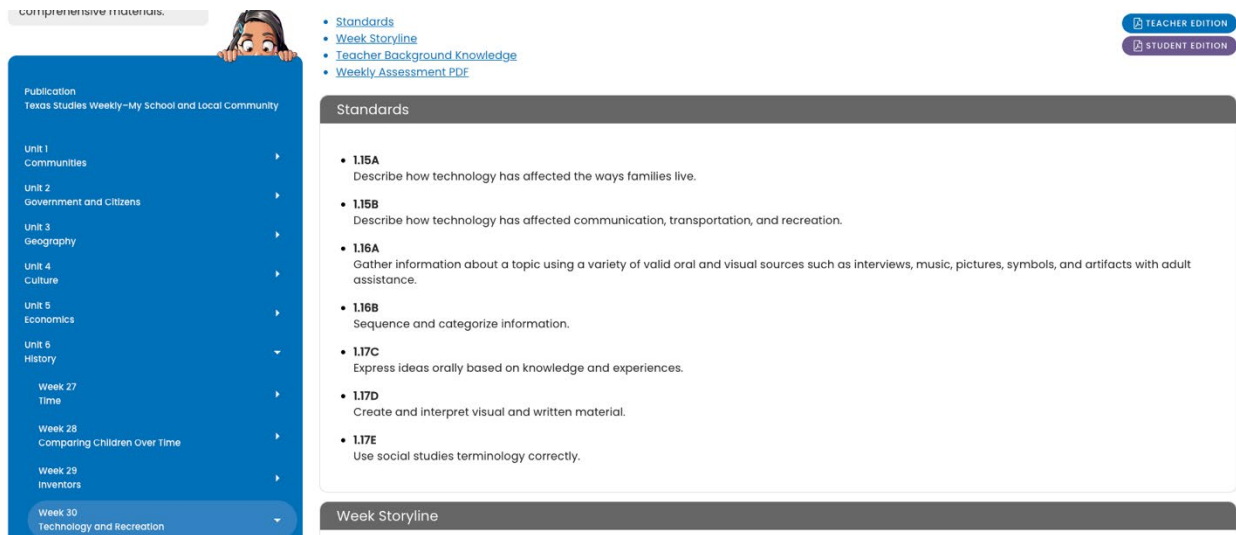
Description of the specific location and hyperlink to the exact location of the proposed new content

In the left navigation panel of the Teacher Edition, click Week 30. Standards are listed at the top of the page.

<https://online.studiesweekly.com/teacher/classrooms/888da0c4-aa4b-4d5d-b854-c2beeba131ff/publications/569/teacher-resources>

Screenshot of Currently Adopted Content

Insert a screenshot of your currently adopted content.



Screenshot of Proposed New Content

Insert a screenshot of your proposed new content.

Update to Content Not Reviewed by SRP

Need more resources?
Check out the Week, Unit, and Publication sections for comprehensive materials.

Week 30
Technology and Recreation

- Standards
- Week Storyline
- Teacher Background Knowledge
- Weekly Assessment PDE

TEACHER EDITION
STUDENT EDITION

Publication
Texas Studies Weekly—My School and Local Community

Unit 1
Communities

Unit 2
Government and Citizens

Unit 3
Geography

Unit 4
Culture

Unit 5
Economics

Unit 6
History

Week 27
Time

Week 28
Comparing Children Over Time

Week 29

Standards

- 1.15(A)
describe how technology has affected the ways families live
- 1.15(B)
describe how technology has affected communication, transportation, and recreation
- 1.16(A)
Identify and state facts based on relevant evidence
- 1.16(C)
gather information about a topic using a variety of valid oral and visual sources such as interviews, music, pictures, symbols, and artifacts with adult assistance
- 1.17(C)
Communicate information visually, orally, or in writing based on knowledge and experiences in social studies.
- 1.17(D)
create and interpret visual and written material
- 1.17(E)
use social studies terminology correctly

(SE)(Breakout(s)) and (Citation Type(s))

Same as above.

Description of the specific location and hyperlink to the exact location of currently adopted content

In the left navigation panel of the Teacher Edition, click Week 31. Standards are listed at the top of the web page.

<https://online.studiesweekly.com/teacher/classrooms/888da0c4-aa4b-4d5d-b854-c2beeba131ff/publications/117/teacher-resources>

Description of the specific location and hyperlink to the exact location of the proposed new content

In the left navigation panel of the Teacher Edition, click Week 31. Standards are listed at the top of the page.

<https://online.studiesweekly.com/teacher/classrooms/888da0c4-aa4b-4d5d-b854-c2beeba131ff/publications/569/teacher-resources>

Screenshot of Currently Adopted Content

Insert a screenshot of your currently adopted content.

Update to Content Not Reviewed by SRP

This screenshot shows the current content page for Week 29, 'Inventors'. The left navigation panel lists units 1 through 6 and weeks 27 through 31. The main content area is titled 'Standards' and lists the following standards:

- **1.15B**
Describe how technology has affected communication, transportation, and recreation.
- **1.16A**
Gather information about a topic using a variety of valid oral and visual sources such as interviews, music, pictures, symbols, and artifacts with adult assistance.
- **1.16B**
Sequence and categorize information.
- **1.17C**
Express ideas orally based on knowledge and experiences.
- **1.17D**
Create and interpret visual and written material.
- **1.17E**
Use social studies terminology correctly.

The 'Week Storyline' section states: 'Students will examine how transportation has changed over time. They will be able to compare and contrast transportation long ago with transportation today. Students will be able to describe how technology has affected transportation.'

Screenshot of Proposed New Content
Insert a screenshot of your proposed new content.

This screenshot shows the proposed new content page for Week 31, 'Transportation Over Time'. The left navigation panel is the same as in the previous screenshot. The main content area is titled 'Standards' and lists the following standards:

- **1.15(B)**
describe how technology has affected communication, transportation, and recreation
- **1.16.(A)**
Identify and state facts based on relevant evidence
- **1.16(C)**
gather information about a topic using a variety of valid oral and visual sources such as interviews, music, pictures, symbols, and artifacts with adult assistance
- **1.17(C)**
Communicate information visually, orally, or in writing based on knowledge and experiences in social studies.
- **1.17(D)**
create and interpret visual and written material
- **1.17(E)**
use social studies terminology correctly

(SE)(Breakout(s)) and (Citation Type(s))

Same as above.

Description of the specific location and hyperlink to the exact location of currently adopted content

In the left navigation panel of the Teacher Edition, click Week 32. Standards are listed at the top of the web page.

<https://online.studiesweekly.com/teacher/classrooms/888da0c4-aa4b-4d5d-b854-c2beebea131ff/publications/117/teacher-resources>

Description of the specific location and hyperlink to the exact location of the proposed new content

In the left navigation panel of the Teacher Edition, click Week 32. Standards are listed at the top of the page.

<https://online.studiesweekly.com/teacher/classrooms/888da0c4-aa4b-4d5d-b854-c2beebea131ff/publications/569/teacher-resources>

Update to Content Not Reviewed by SRP

Screenshot of Currently Adopted Content

Insert a screenshot of your currently adopted content.

The screenshot shows the Texas Studies Weekly website interface. On the left is a blue navigation sidebar with a list of units and weeks. The main content area is titled 'Communication Over Time' and includes a 'Vocabulary' section with the definition of 'communicate' and a 'Standards' section listing various standards (1.15B, 1.15C, 1.16A, 1.16B, 1.17A, 1.17C, 1.17D, 1.17E) with their descriptions. A 'Need more resources?' box is visible at the top left, and 'TEACHER EDITION' and 'STUDENT EDITION' buttons are at the top right.

Screenshot of Proposed New Content

Insert a screenshot of your proposed new content.

This screenshot shows the same Texas Studies Weekly website interface as above, but with updated standards. The 'Standards' section now includes 1.15(B), 1.15(C), 1.16(A), 1.16(C), 1.16(D), 1.17(A), 1.17(C), 1.17(D), and 1.17(E). The descriptions for these standards are more detailed than in the previous version. The 'Need more resources?' box and edition buttons remain in the same positions.

Signature: By entering your name below, you are signing this document electronically. You agree that your electronic signature is the equivalent of your manual signature.

Update to Content Not Reviewed by SRP

X Noelle Carter

Date Submitted: 7/2/2024