

Update to Content Not Reviewed by SRP

Request to Update Content Reviewed and Accepted by the State Review Panel (SRP)

Proposed changes shall be made available for public review on Texas Education Agency's website for a minimum of seven calendar days prior to approval.

Proclamation Year: 2015

Publisher: Studies Weekly, Inc.

Subject Area/Course: Social Studies Grade 2

Adopted Program Information:

Title: Texas Studies Weekly: Second Grade

ISBN: 978-1-936766-62-8

Enter the identical Program Title of your identical product that will contain the identical updates.

Identical Program Title: N/A

Identical Program ISBN:N/A

Adopted Component Information

Title: Texas Studies Weekly: Second Grade Teacher Edition

ISBN: 978-1-936766-62-8

Enter the identical component title of your identical product that will contain the identical updates.

Identical Component Title: N/A

Identical Component ISBN:N/A

Publisher's overall rationale for this update

As requested by the TEA, Studies Weekly is providing all new standards alignment forms for our updated publications to support the streamlined TEKS.

As requested by the TEA, Studies Weekly also updated the frontmatter in our Teacher Editions to include the correct notation of the Streamlined TEKS. This is a documentation of these updates to the Teacher Edition front matter.

Publisher's overall description of the change

Studies Weekly is providing the TEA's alignment form for each grade level in Excel format.

We list the standards at the beginning of every Unit and Week of content in the Teacher Edition. We have updated these lists to include the correct notation of the Streamlined TEKS.

Update to Content Not Reviewed by SRP

Access Information

Enter access information below to the adopted version of the instructional materials and the proposed new content.

Currently Adopted Content URL: <https://online.studiesweekly.com>

Currently Adopted Content Username: TXreview

Currently Adopted Content Password: Demo2024

Proposed Updated Content URL: <https://online.studiesweekly.com>

Proposed Updated Content Username: TXreview

Proposed Updated Content Password: Demo2024

Update comparison:

Each change in the component on this form should be documented in the update comparison below. You must submit a separate request for **each component**, not each change. (**Note:** Repeat this section as often as needed by copying and pasting the entire area from the (SE)(Breakout(s)) and (Citation Type(s)) to the dividing line for each change.)

(SE)(Breakout(s)) and (Citation Type(s))

The Standards section in the frontmatter of our Teacher Editions was never cited in our correlations, therefore we don't have any breakouts to reference in these changes, nor would they apply to any citation types. We are just updating the notation of the TEKS in our frontmatter, which is a reference tool only.

Description of the specific location and hyperlink to the exact location of currently adopted content

In the left navigation panel of the Teacher Edition, click Unit 1. Standards are listed at the top of the web page.

<https://online.studiesweekly.com/teacher/classrooms/888da0c4-aa4b-4d5d-b854-c2beebea131ff/publications/118/teacher-resources>

Description of the specific location and hyperlink to the exact location of the proposed new content

In the left navigation panel of the Teacher Edition, click Unit 1. Standards are listed at the top of the page.

https://online.studiesweekly.com/teacher/classrooms/888da0c4-aa4b-4d5d-b854-c2beebea131ff/publications/570/teacher-resources?unit_id=2660

Screenshot of Currently Adopted Content

Insert a screenshot of your currently adopted content.

Update to Content Not Reviewed by SRP

Comprehensive materials.

Publication
Texas Studies Weekly—Connecting My Communities

Unit 1
Community

- Week 1
Community
- Week 2
Respecting the Rules
- Week 3
Common Beliefs
- Week 4
Sources
- Week 5
Solving Problems in Your Community
- Week 6
People Who Helped Shape Their Communities

Unit 2
Government and Citizenship

Unit 3
Geography

Unit 4
Culture

Unit 5
Economics

Unit 6
History

Standards

- **2.10A**
Identify characteristics of good citizenship including truthfulness, justice, equality, respect for oneself and others, responsibility in daily life, and participation in government by educating oneself about the issues, respectfully holding public officials to their word, and voting.
- **2.15A**
Gather information about a topic using a variety of valid oral and visual sources such as interviews, music, pictures, maps, and artifacts.
- **2.15**
Social studies skills. The student applies critical-thinking skills to organize and use information acquired from a variety of valid sources, including technology.
- **2.15B**
Interpret oral, visual, and print material by sequencing, categorizing, identifying the main idea, predicting, comparing, and contrasting.
- **2.16C**
Create and interpret timelines for events in the past and present.
- **2.16D**
Use social studies terminology correctly.
- **2.16E**
Express ideas orally based on knowledge and experiences.
- **2.16F**
Create written and visual material such as stories, maps, and graphic organizers to express ideas.
- **2.17A**
Use problem-solving and decision-making processes to identify a problem, gather information, list and consider options, consider advantages and disadvantages, choose and implement a solution, and evaluate the effectiveness of the solution.
- **2.17**
Social studies skills. The student uses problem-solving and decision-making skills, working independently and with others.
- **2.2A**
Identify contributions of historical figures, including Thurgood Marshall, Irma Rangel, and Theodore Roosevelt, who have influenced the state and nation.
- **2.2B**
Describe how people and events have influenced local community history.
- **2.2**
History. The student understands how historical figures helped shape the community, state, and nation.

Need more resources?

Screenshot of Proposed New Content
Insert a screenshot of your proposed new content.

Need more resources?
Check out the Week, Unit, and Publication sections for comprehensive materials.

Unit 1
Community

Standards

- **2.10(A)**
Identify characteristics of good citizenship, including truthfulness, justice, equality, respect for oneself and others, responsibility in daily life, and participation in government by educating oneself about the issues, respectfully holding public officials to their word, and voting
- **2.15(A)**
Identify and state facts based on relevant
- **2.15(B)**
Identify different kinds of historical sources and artifacts and explain how they can be used to study the past
- **2.15(C)**
gather information about a topic using a variety of valid oral and visual sources such as interviews, music, pictures, maps, and artifacts
- **2.15(D)**
Interpret oral, visual, and print material by sequencing, categorizing, identifying the main idea, predicting, comparing, and contrasting
- **2.16(D)**
use social studies terminology correctly
- **2.16(E)**
Communicate information visually, orally, or in writing based on knowledge and experiences in social studies
- **2.16(F)**
create written and visual material such as stories, maps, and graphic organizers to express ideas
- **2.16(O)**
Apply and practice classroom rules and procedures for listening and responding respectfully
- **2.17(A)**
Use democratic procedures to collaborate with others when making decisions on issues in the classroom, school, or community
- **2.17(B)**
use problem-solving and decision-making processes to identify a problem, gather information, list and consider options, consider advantages and disadvantages, choose and implement a solution, and evaluate the effectiveness of the solution
- **2.2(A)**
Identify contributions of historical figures, including Thurgood Marshall, Irma Rangel, and Theodore Roosevelt, who have influenced the state and nation
- **2.2(B)**
describe how people and events have influenced local community history

(SE)(Breakout(s)) and (Citation Type(s))
Same as above.

Description of the specific location and hyperlink to the exact location of currently adopted content
In the left navigation panel of the Teacher Edition, click Week 1. Standards are listed at the top of the

Update to Content Not Reviewed by SRP

web page.

<https://online.studiesweekly.com/teacher/classrooms/888da0c4-aa4b-4d5d-b854-c2beebea131ff/publications/118/teacher-resources>

Description of the specific location and hyperlink to the exact location of the proposed new content

In the left navigation panel of the Teacher Edition, click Week 1. Standards are listed at the top of the page.

https://online.studiesweekly.com/teacher/classrooms/888da0c4-aa4b-4d5d-b854-c2beebea131ff/publications/570/teacher-resources?unit_id=2660

Screenshot of Currently Adopted Content

Insert a screenshot of your currently adopted content.

The screenshot shows the online studies weekly interface. On the left is a blue navigation menu with the following items: Publication (Texas Studies Weekly—Connecting My Communities), Unit 1 (Community), Week 1 (Community), Article 1 (I Belong to a Community), Article 2 (What is Our Responsibility?), Article 3 (Being Responsible at Home), Article 4 (Being Responsible at School), Article 5 (Classroom Responsibilities), Article 6 (Your Local Community), Week 2 (Respecting the Rules), Week 3 (Common Beliefs), Week 4 (Sources), and Week 5. On the right, there are two tabs: 'TEACHER EDITION' (selected) and 'STUDENT EDITION'. Below the tabs, there are two sections: 'Vocabulary' and 'Standards'. The 'Vocabulary' section defines 'community' as a group of people who share a similar space while living, working, or playing together; 'responsibilities' as things you can be responsible for by taking care of; and 'responsibility' as something you are expected to do. The 'Standards' section lists several standards: 2.10A (Identify characteristics of good citizenship including truthfulness, justice, equality, respect for oneself and others, responsibility in daily life, and participation in government by educating oneself about the issues, respectfully holding public officials to their word, and voting), 2.15A (Gather information about a topic using a variety of valid oral and visual sources such as interviews, music, pictures, maps, and artifacts), 2.15B (Interpret oral, visual, and print material by sequencing, categorizing, identifying the main idea, predicting, comparing, and contrasting), 2.16D (Use social studies terminology correctly), 2.16E (Express ideas orally based on knowledge and experiences), and 2.16F (Create written and visual material such as stories, maps, and graphic organizers to express ideas).

Screenshot of Proposed New Content

Insert a screenshot of your proposed new content.

Update to Content Not Reviewed by SRP

Need more resources?
Check out the Week, Unit, and Publication sections for comprehensive materials.

Publication
Texas Studies Weekly—Connecting My Communities

Unit 1
Community

Week 1
Community

Article 1
Belonging to a Community

Article 2
What is Our Responsibility?

Article 3
Being Responsible at Home

Article 4
Being Responsible at School

Article 5
Classroom Responsibilities

Article 6
Your Local Community

Week 2
Respecting the Rules

Week 3
Common Beliefs

Week 1
Community

- Standards
- Week Storyline
- Teacher Background Knowledge
- Curriculum Notes
- Weekly Assessment PDF

Standards

- 2.10(A)**
Identify characteristics of good citizenship, including truthfulness, justice, equality, respect for oneself and others, responsibility in daily life, and participation in government by educating oneself about the issues, respectfully holding public officials to their word, and voting
- 2.15(A)**
Identify and state facts based on relevant
- 2.15(C)**
gather information about a topic using a variety of valid oral and visual sources such as interviews, music, pictures, maps, and artifacts
- 2.15(D)**
Interpret oral, visual, and print material by sequencing, categorizing, identifying the main idea, predicting, comparing, and contrasting
- 2.16(D)**
use social studies terminology correctly
- 2.16(E)**
Communicate information visually, orally, or in writing based on knowledge and experiences in social studies
- 2.16(F)**
create written and visual material such as stories, maps, and graphic organizers to express ideas
- 2.17(A)**
Use democratic procedures to collaborate with others when making decisions on issues in the classroom, school, or community

PRINT

TEACHER EDITION

STUDENT EDITION

(SE)(Breakout(s)) and (Citation Type(s))

Same as above.

Description of the specific location and hyperlink to the exact location of currently adopted content

In the left navigation panel of the Teacher Edition, click Week 2. Standards are listed at the top of the web page.

<https://online.studiesweekly.com/teacher/classrooms/888da0c4-aa4b-4d5d-b854-c2beeba131ff/publications/118/teacher-resources>

Description of the specific location and hyperlink to the exact location of the proposed new content

In the left navigation panel of the Teacher Edition, click Week 2. Standards are listed at the top of the page.

https://online.studiesweekly.com/teacher/classrooms/888da0c4-aa4b-4d5d-b854-c2beeba131ff/publications/570/teacher-resources?unit_id=2660

Screenshot of Currently Adopted Content

Insert a screenshot of your currently adopted content.

Update to Content Not Reviewed by SRP

Comprehensive materials.

Publication
Texas Studies Weekly—Connecting My Communities

Unit 1
Community

Week 1
Community

Week 2
Respecting the Rules

Article 1
Rules

Article 2
Rules at School

Article 3
Rules in the Classroom

Article 4
Activity 4: Rules Help Us Show Respect

Week 3
Common Beliefs

Week 4
Sources

Week 5
Solving Problems in Your Community

Week 6
People Who Helped Shape Their Communities

- Vocabulary
- Standards
- Week Storyline
- Teacher Background Knowledge
- Curriculum Notes
- Weekly Assessment PDF

TEACHER EDITION

STUDENT EDITION

Vocabulary

order a way of organizing to avoid chaos
respect treating and thinking of others and yourself with kindness
rules instructions that tell people what they can or can't do.

Standards

- 2.10A**
Identify characteristics of good citizenship including truthfulness, justice, equality, respect for oneself and others, responsibility in daily life, and participation in government by educating oneself about the issues, respectfully holding public officials to their word, and voting.
- 2.15A**
Gather information about a topic using a variety of valid oral and visual sources such as interviews, music, pictures, maps, and artifacts.
- 2.15B**
Interpret oral, visual, and print material by sequencing, categorizing, identifying the main idea, predicting, comparing, and contrasting.
- 2.16D**
Use social studies terminology correctly.
- 2.16E**
Express ideas orally based on knowledge and experiences.
- 2.16F**
Create written and visual material such as stories, maps, and graphic organizers to express ideas.

Screenshot of Proposed New Content
 Insert a screenshot of your proposed new content.

Need more resources?

Check out the Week, Unit, and Publication sections for comprehensive materials.

Publication
Texas Studies Weekly—Connecting My Communities

Unit 1
Community

Week 1
Community

Week 2
Respecting the Rules

Article 1
Rules

Article 2
Rules at School

Article 3
Rules in the Classroom

Article 4
Activity 4: Rules Help Us Show Respect

Week 3
Common Beliefs

Week 4
Sources

Week 5
Solving Problems in Your Community

Week 2
Respecting the Rules

- Standards
- Week Storyline
- Teacher Background Knowledge
- Curriculum Notes
- Weekly Assessment PDF

TEACHER EDITION

STUDENT EDITION

PRINT

Standards

- 2.10(A)**
Identify characteristics of good citizenship, including truthfulness, justice, equality, respect for oneself and others, responsibility in daily life, and participation in government by educating oneself about the issues, respectfully holding public officials to their word, and voting
- 2.15(A)**
Identify and state facts based on relevant
- 2.15(C)**
gather information about a topic using a variety of valid oral and visual sources such as interviews, music, pictures, maps, and artifacts
- 2.15(D)**
Interpret oral, visual, and print material by sequencing, categorizing, identifying the main idea, predicting, comparing, and contrasting
- 2.16(D)**
use social studies terminology correctly
- 2.16(E)**
Communicate information visually, orally, or in writing based on knowledge and experiences in social studies
- 2.16(F)**
create written and visual material such as stories, maps, and graphic organizers to express ideas
- 2.16(G)**
Apply and practice classroom rules and procedures for listening and responding respectfully

(SE)(Breakout(s)) and (Citation Type(s))
 Same as above.

Description of the specific location and hyperlink to the exact location of currently adopted content
 In the left navigation panel of the Teacher Edition, click Week 3. Standards are listed at the top of the web page.

<https://online.studiesweekly.com/teacher/classrooms/888da0c4-aa4b-4d5d-b854-c2beeba131ff/publications/118/teacher-resources>

Description of the specific location and hyperlink to the exact location of the proposed new content
 In the left navigation panel of the Teacher Edition, click Week 3. Standards are listed at the top of the

Update to Content Not Reviewed by SRP

page.

https://online.studiesweekly.com/teacher/classrooms/888da0c4-aa4b-4d5d-b854-c2beebea131ff/publications/570/teacher-resources?unit_id=2660

Screenshot of Currently Adopted Content

Insert a screenshot of your currently adopted content.

Publication
Texas Studies Weekly—Connecting My Communities

Unit 1
community

Week 1
Community

Week 2
Respecting the Rules

Week 3
Common Beliefs

Article 1
Common Beliefs

Article 2
Truthfulness

Article 3
Equality

Article 4
Justice

Article 5
Respect

Article 6
Working Together Successfully

Article 7
Conflict

Article 8
Conflict Resolution

Week 4
Sources

- Vocabulary
- Standards
- Week Storyline
- Teacher Background Knowledge
- Curriculum Notes
- Weekly Assessment PDF

TEACHER EDITION

STUDENT EDITION

Vocabulary

conflict a disagreement between individuals and groups
equality treating all people with fairness and kindness
justice applying the law fairly to everyone
respect knowing all people are important

Standards

- 2.10A**
Identify characteristics of good citizenship including truthfulness, justice, equality, respect for oneself and others, responsibility in daily life, and participation in government by educating oneself about the issues, respectfully holding public officials to their word, and voting.
- 2.15A**
Gather information about a topic using a variety of valid oral and visual sources such as interviews, music, pictures, maps, and artifacts.
- 2.15B**
Interpret oral, visual, and print material by sequencing, categorizing, identifying the main idea, predicting, comparing, and contrasting.
- 2.16D**
Use social studies terminology correctly.
- 2.16E**
Express ideas orally based on knowledge and experiences.
- 2.16F**
Create written and visual material such as stories, maps, and graphic organizers to express ideas.
- 2.17A**
Use problem-solving and decision-making processes to identify a problem, gather information, list and consider options, consider advantages and disadvantages, choose and implement a solution, and evaluate the effectiveness of the solution.

Screenshot of Proposed New Content

Insert a screenshot of your proposed new content.

Need more resources?

Check out the Week, Unit, and Publication sections for comprehensive materials.

Publication
Texas Studies Weekly—Connecting My Communities

Unit 1
Community

Week 1
Community

Week 2
Respecting the Rules

Week 3
Common Beliefs

Article 1
Common Beliefs

Article 2
Truthfulness

Article 3
Equality

Article 4
Justice

Article 5
Respect

Article 6
Working Together Successfully

Article 7
Conflict

Article 8
Conflict Resolution

Week 3
Common Beliefs

- Standards
- Week Storyline
- Teacher Background Knowledge
- Curriculum Notes
- Weekly Assessment PDF

PRINT

TEACHER EDITION

STUDENT EDITION

Standards

- 2.10(A)**
Identify characteristics of good citizenship, including truthfulness, justice, equality, respect for oneself and others, responsibility in daily life, and participation in government by educating oneself about the issues, respectfully holding public officials to their word, and voting
- 2.15(A)**
Identify and state facts based on relevant
- 2.15(C)**
gather information about a topic using a variety of valid oral and visual sources such as interviews, music, pictures, maps, and artifacts
- 2.15(D)**
Interpret oral, visual, and print material by sequencing, categorizing, identifying the main idea, predicting, comparing, and contrasting
- 2.16(D)**
use social studies terminology correctly
- 2.16(E)**
Communicate information visually, orally, or in writing based on knowledge and experiences in social studies
- 2.16(F)**
create written and visual material such as stories, maps, and graphic organizers to express ideas
- 2.17(A)**
Use democratic procedures to collaborate with others when making decisions on issues in the classroom, school, or community
- 2.17(B)**
Use problem-solving and decision-making processes to identify a problem, gather information, list and consider options, consider advantages and disadvantages, choose and implement a solution, and evaluate the effectiveness of the solution

Update to Content Not Reviewed by SRP

(SE)(Breakout(s)) and (Citation Type(s))

Same as above.

Description of the specific location and hyperlink to the exact location of currently adopted content

In the left navigation panel of the Teacher Edition, click Week 4. Standards are listed at the top of the web page.

<https://online.studiesweekly.com/teacher/classrooms/888da0c4-aa4b-4d5d-b854-c2beeba131ff/publications/118/teacher-resources>

Description of the specific location and hyperlink to the exact location of the proposed new content

In the left navigation panel of the Teacher Edition, click Week 4. Standards are listed at the top of the page.

https://online.studiesweekly.com/teacher/classrooms/888da0c4-aa4b-4d5d-b854-c2beeba131ff/publications/570/teacher-resources?unit_id=2660

Screenshot of Currently Adopted Content

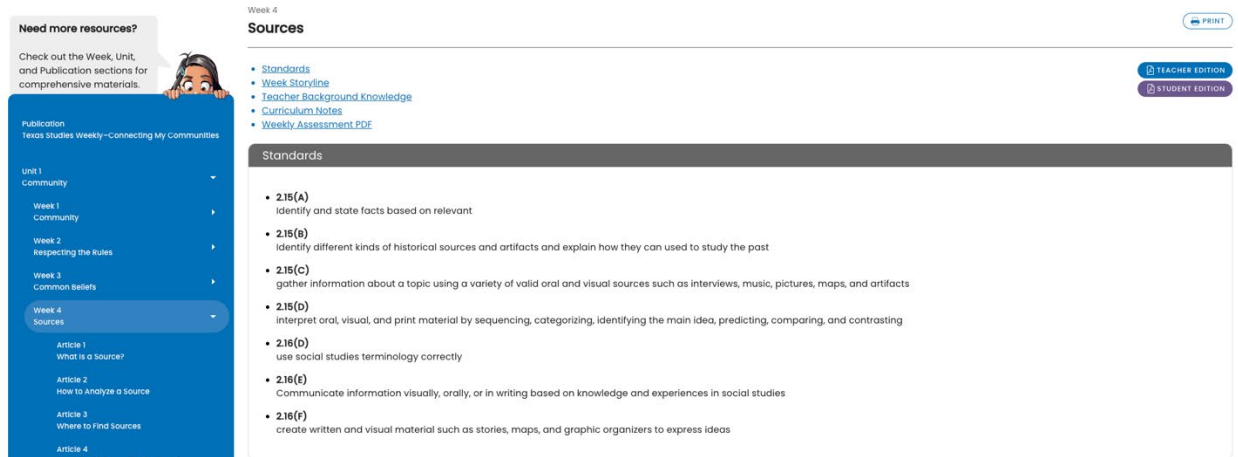
Insert a screenshot of your currently adopted content.

The screenshot shows the 'Comprehensive Materials' page for 'Texas Studies Weekly--Connecting My Communities'. The left navigation panel is expanded to 'Week 4 Sources', listing 'Article 1: What is a Source?', 'Article 2: How to Analyze a Source', 'Article 3: Where to Find Sources', 'Article 4: Important Sources for Our Country', and 'Article 5: Analyze a Source'. The main content area is titled 'Vocabulary' and includes definitions for 'author', 'diary', and 'Valid'. Below the vocabulary is a 'Standards' section listing several standards: 2.15A (Gather information about a topic using a variety of valid oral and visual sources such as interviews, music, pictures, maps, and artifacts.), 2.15B (Interpret oral, visual, and print material by sequencing, categorizing, identifying the main idea, predicting, comparing, and contrasting.), 2.16D (Use social studies terminology correctly.), 2.16E (Express ideas orally based on knowledge and experiences.), and 2.16F (Create written and visual material such as stories, maps, and graphic organizers to express ideas.).

Screenshot of Proposed New Content

Insert a screenshot of your proposed new content.

Update to Content Not Reviewed by SRP



(SE)(Breakout(s)) and (Citation Type(s))
Same as above.

Description of the specific location and hyperlink to the exact location of currently adopted content
In the left navigation panel of the Teacher Edition, click Week 5. Standards are listed at the top of the web page.

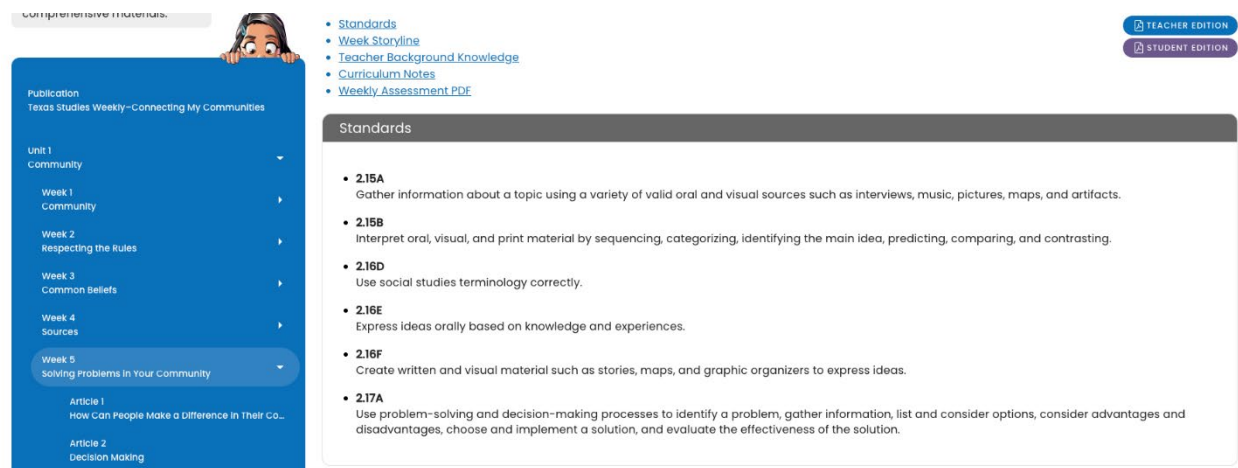
<https://online.studiesweekly.com/teacher/classrooms/888da0c4-aa4b-4d5d-b854-c2beeba131ff/publications/118/teacher-resources>

Description of the specific location and hyperlink to the exact location of the proposed new content
In the left navigation panel of the Teacher Edition, click Week 5. Standards are listed at the top of the page.

https://online.studiesweekly.com/teacher/classrooms/888da0c4-aa4b-4d5d-b854-c2beeba131ff/publications/570/teacher-resources?unit_id=2660

Screenshot of Currently Adopted Content

Insert a screenshot of your currently adopted content.



Screenshot of Proposed New Content

Insert a screenshot of your proposed new content.

Update to Content Not Reviewed by SRP

Need more resources?
Check out the Week, Unit, and Publication sections for comprehensive materials.

Week 5
Solving Problems in Your Community

Standards

- **2.15(A)**
Identify and state facts based on relevant
- **2.15(C)**
gather information about a topic using a variety of valid oral and visual sources such as interviews, music, pictures, maps, and artifacts
- **2.15(D)**
Interpret oral, visual, and print material by sequencing, categorizing, identifying the main idea, predicting, comparing, and contrasting
- **2.16(D)**
use social studies terminology correctly
- **2.16(E)**
Communicate information visually, orally, or in writing based on knowledge and experiences in social studies
- **2.16(F)**
create written and visual material such as stories, maps, and graphic organizers to express ideas
- **2.17(A)**
Use democratic procedures to collaborate with others when making decisions on issues in the classroom, school, or community
- **2.17(B)**
use problem-solving and decision-making processes to identify a problem, gather information, list and consider options, consider advantages and disadvantages, choose and implement a solution, and evaluate the effectiveness of the solution

(SE)(Breakout(s)) and (Citation Type(s))

Same as above.

Description of the specific location and hyperlink to the exact location of currently adopted content

In the left navigation panel of the Teacher Edition, click Week 6. Standards are listed at the top of the web page.

<https://online.studiesweekly.com/teacher/classrooms/888da0c4-aa4b-4d5d-b854-c2beebea131ff/publications/118/teacher-resources>

Description of the specific location and hyperlink to the exact location of the proposed new content

In the left navigation panel of the Teacher Edition, click Week 6. Standards are listed at the top of the page.

https://online.studiesweekly.com/teacher/classrooms/888da0c4-aa4b-4d5d-b854-c2beebea131ff/publications/570/teacher-resources?unit_id=2660

Screenshot of Currently Adopted Content

Insert a screenshot of your currently adopted content.

Update to Content Not Reviewed by SRP

comprehensive materials.

Publication
Texas Studies Weekly—Connecting My Communities

Unit 1
Community

Week 1
Community

Week 2
Respecting the Rules

Week 3
Common Beliefs

Week 4
Sources

Week 5
Solving Problems in Your Community

Week 6
People Who Helped Shape Their Communities

Article 1
Shaping the Community

Article 2
Thurgood Marshall

- Standards
- Week Storyline
- Teacher Background Knowledge
- Curriculum Notes
- Weekly Assessment PDF

TEACHER EDITION

STUDENT EDITION

Standards

- 2.15A Gather information about a topic using a variety of valid oral and visual sources such as interviews, music, pictures, maps, and artifacts.
- 2.15B Interpret oral, visual, and print material by sequencing, categorizing, identifying the main idea, predicting, comparing, and contrasting.
- 2.16D Use social studies terminology correctly.
- 2.16E Express ideas orally based on knowledge and experiences.
- 2.16F Create written and visual material such as stories, maps, and graphic organizers to express ideas.
- 2.2A Identify contributions of historical figures, including Thurgood Marshall, Irma Rangel, and Theodore Roosevelt, who have influenced the state and nation.
- 2.2B Describe how people and events have influenced local community history.

Screenshot of Proposed New Content

Insert a screenshot of your proposed new content.

Need more resources?
Check out the Week, Unit, and Publication sections for comprehensive materials.

Week 6
People Who Helped Shape Their Communities

Standards

- Standards
- Week Storyline
- Teacher Background Knowledge
- Curriculum Notes
- Weekly Assessment PDF

PRINT

TEACHER EDITION

STUDENT EDITION

Standards

- 2.15(A) Identify and state facts based on relevant
- 2.15(C) gather information about a topic using a variety of valid oral and visual sources such as interviews, music, pictures, maps, and artifacts
- 2.15(D) Interpret oral, visual, and print material by sequencing, categorizing, identifying the main idea, predicting, comparing, and contrasting
- 2.16(D) use social studies terminology correctly
- 2.16(E) Communicate information visually, orally, or in writing based on knowledge and experiences in social studies
- 2.16(F) create written and visual material such as stories, maps, and graphic organizers to express ideas
- 2.2(A) Identify contributions of historical figures, including Thurgood Marshall, Irma Rangel, and Theodore Roosevelt, who have influenced the state and nation
- 2.2(B) describe how people and events have influenced local community history

(SE)(Breakout(s)) and (Citation Type(s))

Same as above.

Description of the specific location and hyperlink to the exact location of currently adopted content

In the left navigation panel of the Teacher Edition, click Unit 2. Standards are listed at the top of the web page.

<https://online.studiesweekly.com/teacher/classrooms/888da0c4-aa4b-4d5d-b854-c2beeba131ff/publications/118/teacher-resources>

Description of the specific location and hyperlink to the exact location of the proposed new content

In the left navigation panel of the Teacher Edition, click Unit 2. Standards are listed at the top of the page.

https://online.studiesweekly.com/teacher/classrooms/888da0c4-aa4b-4d5d-b854-c2beeba131ff/publications/570/teacher-resources?unit_id=2660

Update to Content Not Reviewed by SRP

Screenshot of Currently Adopted Content

Insert a screenshot of your currently adopted content.

The screenshot displays a digital curriculum interface. On the left, a blue sidebar contains a table of contents with the following items:

- Publication: Texas Studies Weekly—Connecting My Communities
- Unit 1: Community
- Unit 2: Government and Citizenship (highlighted)
- Week 7: The Functions of Government
- Week 8: Role of Public Officials
- Week 9: Community Government Services
- Week 10: Citizenship
- Week 11: Good Citizens
- Week 12: Patriotism
- Week 13: Patriotic Symbols
- Week 14: Memorials and Monuments
- Week 15: Texas Symbols and Landmarks
- Week 16: National Holidays
- Unit 3: Geography
- Unit 4: Culture
- Unit 5: Economics
- Unit 6: History

On the right, a white panel titled "Standards" lists the following standards:

- 2.10A** Identify characteristics of good citizenship including truthfulness, justice, equality, respect for oneself and others, responsibility in daily life, and participation in government by educating oneself about the issues, respectfully holding public officials to their word, and voting.
- 2.10** Citizenship. The student understands characteristics of good citizenship as exemplified by historical figures and other individuals.
- 2.10B** Identify historical figures and other individuals who have exemplified good citizenship such as Paul Revere, Abigail Adams, World War II Women Airforce Service Pilots (WASPs), Navajo Code Talkers, and Sojourner Truth.
- 2.10C** Identify ways to actively practice good citizenship including involvement in community service.
- 2.11A** Recite the Pledge of Allegiance to the United States Flag and the Pledge to the Texas Flag.
- 2.11** Citizenship. The student identifies customs, symbols, and celebrations that represent American beliefs and principles that contribute to our national identity.
- 2.11B** Sing, recite, or identify selected patriotic songs, including "The Star Spangled Banner" and "America the Beautiful."
- 2.11C** Identify symbols such as state and national birds and flowers and Uncle Sam.
- 2.11D** Identify how selected symbols, customs, and celebrations reflect an American love of individualism, inventiveness, and freedom.
- 2.15A** Gather information about a topic using a variety of valid oral and visual sources such as interviews, music, pictures, maps, and artifacts.
- 2.15B** Interpret oral, visual, and print material by sequencing, categorizing, identifying the main idea, predicting, comparing, and contrasting.
- 2.16D** Use social studies terminology correctly.
- 2.16E** Express ideas orally based on knowledge and experiences.
- 2.16F** Create written and visual material such as stories, maps, and graphic organizers to express ideas.
- 2.1A** Explain the significance of various community, state, and national celebrations such as Veterans Day, Memorial Day, Independence Day, and Thanksgiving.
- 2.1B** Identify and explain the significance of various community, state, and national landmarks such as monuments and government buildings.
- 2.8A** Identify functions of governments such as establishing order, providing security, and managing conflict.
- 2.8B** Identify governmental services in the community such as police and fire protection, libraries, schools, and parks and explain their value to the community.
- 2.9A** Name current public officials, including mayor, governor, and president.
- 2.9B** Compare the roles of public officials including mayor, governor, and president.
- 2.9C** Identify ways that public officials are selected, including election and appointment to office.
- 2.9D** Identify how citizens participate in their own governance through staying informed of what public officials are doing, providing input to them, and volunteering to participate in government functions.

At the bottom of the standards list, there is a button labeled "Need more resources?"

Screenshot of Proposed New Content

Insert a screenshot of your proposed new content.

Update to Content Not Reviewed by SRP

Unit 2
Government and Citizenship

Standards

- **2.10(A)**
Identify characteristics of good citizenship, including truthfulness, justice, equality, respect for oneself and others, responsibility in daily life, and participation in government by educating oneself about the issues, respectfully holding public officials to their word, and voting
- **2.10(B)**
Identify historical figures and other individuals who have exemplified good citizenship such as Paul Revere, Abigail Adams, World War II Women Airforce Service Pilots (WASPs), Navajo Code Talkers, and Sojourner Truth
- **2.10(C)**
Identify ways to actively practice good citizenship, including involvement in community service
- **2.11(A)**
recite the Pledge of Allegiance to the United States Flag and the Pledge to the Texas Flag
- **2.11(B)**
sing, recite, or identify selected patriotic songs, including "The Star Spangled Banner" and "America the Beautiful"
- **2.11(C)**
Use voting as a method for group decision making
- **2.11(D)**
Identify symbols such as state and national birds and flowers and Uncle Sam
- **2.11(E)**
Identify how selected symbols, customs, and celebrations reflect an American love of individualism, inventiveness, and freedom
- **2.15(A)**
Identify and state facts based on relevant
- **2.15(C)**
gather information about a topic using a variety of valid oral and visual sources such as interviews, music, pictures, maps, and artifacts
- **2.15(D)**
interpret oral, visual, and print material by sequencing, categorizing, identifying the main idea, predicting, comparing, and contrasting
- **2.16(D)**
use social studies terminology correctly
- **2.16(E)**
Communicate information visually, orally, or in writing based on knowledge and experiences in social studies
- **2.16(F)**
create written and visual material such as stories, maps, and graphic organizers to express ideas
- **2.17(A)**
Use democratic procedures to collaborate with others when making decisions on issues in the classroom, school, or community
- **2.1(A)**
explain the significance of various community, state, and national celebrations such as Veterans Day, Memorial Day, Independence Day, and Thanksgiving
- **2.1(B)**
Identify and explain the significance of various community, state, and national landmarks such as monuments and government buildings
- **2.8(A)**
Identify functions of governments such as establishing order, providing security, and managing conflict
- **2.8(B)**
Identify governmental services in the community such as police and fire protection, libraries, schools, and parks and explain their value to the community
- **2.9(A)**
name current public officials, including mayor, governor, and president
- **2.9(B)**
compare the roles of public officials, including mayor, governor, and president
- **2.9(C)**
Identify ways that public officials are selected, including election and appointment to office
- **2.9(D)**
Identify how citizens participate in their own governance through staying informed of what public officials are doing, providing input to them, and volunteering to participate in government functions

(SE)(Breakout(s)) and (Citation Type(s))

Same as above.

Description of the specific location and hyperlink to the exact location of currently adopted content

In the left navigation panel of the Teacher Edition, click Week 7. Standards are listed at the top of the web page.

<https://online.studiesweekly.com/teacher/classrooms/888da0c4-aa4b-4d5d-b854-c2beeba131ff/publications/118/teacher-resources>

Description of the specific location and hyperlink to the exact location of the proposed new content

In the left navigation panel of the Teacher Edition, click Week 7. Standards are listed at the top of the page.

https://online.studiesweekly.com/teacher/classrooms/888da0c4-aa4b-4d5d-b854-c2beeba131ff/publications/570/teacher-resources?unit_id=2660

Screenshot of Currently Adopted Content

Insert a screenshot of your currently adopted content.

Update to Content Not Reviewed by SRP

Comprehensive Materials.

Publication
Texas Studies Weekly—Connecting My Communities

Unit 1
Community

Unit 2
government and Citizenship

Week 7
The Functions of Government

Article 1
What is Government?

Article 2
What Are the Functions of Government?

Article 3
The Government Establishes Order

Article 4
The Government Provides Security

Article 5
The Government Manages Conflicts

- Standards
- Week Storyline
- Teacher Background Knowledge
- Curriculum Notes
- Weekly Assessment PDF

TEACHER EDITION

STUDENT EDITION

Standards

- 2.15A**
Gather information about a topic using a variety of valid oral and visual sources such as interviews, music, pictures, maps, and artifacts.
- 2.15B**
Interpret oral, visual, and print material by sequencing, categorizing, identifying the main idea, predicting, comparing, and contrasting.
- 2.16D**
Use social studies terminology correctly.
- 2.16E**
Express ideas orally based on knowledge and experiences.
- 2.16F**
Create written and visual material such as stories, maps, and graphic organizers to express ideas.
- 2.8A**
Identify functions of governments such as establishing order, providing security, and managing conflict.

Screenshot of Proposed New Content
Insert a screenshot of your proposed new content.

Need more resources?
Check out the Week, Unit, and Publication sections for comprehensive materials.

Week 7
The Functions of Government

Standards

- Standards
- Week Storyline
- Teacher Background Knowledge
- Curriculum Notes
- Weekly Assessment PDF

TEACHER EDITION

STUDENT EDITION

Standards

- 2.15(A)**
Identify and state facts based on relevant
- 2.15(C)**
gather information about a topic using a variety of valid oral and visual sources such as interviews, music, pictures, maps, and artifacts
- 2.15(D)**
Interpret oral, visual, and print material by sequencing, categorizing, identifying the main idea, predicting, comparing, and contrasting
- 2.16(D)**
use social studies terminology correctly
- 2.16(E)**
Communicate information visually, orally, or in writing based on knowledge and experiences in social studies
- 2.16(F)**
create written and visual material such as stories, maps, and graphic organizers to express ideas
- 2.8(A)**
Identify functions of governments such as establishing order, providing security, and managing conflict

(SE)(Breakout(s)) and (Citation Type(s))

Same as above.

Description of the specific location and hyperlink to the exact location of currently adopted content

In the left navigation panel of the Teacher Edition, click Week 8. Standards are listed at the top of the web page.

<https://online.studiesweekly.com/teacher/classrooms/888da0c4-aa4b-4d5d-b854-c2beebea131ff/publications/118/teacher-resources>

Description of the specific location and hyperlink to the exact location of the proposed new content

In the left navigation panel of the Teacher Edition, click Week 8. Standards are listed at the top of the page.

https://online.studiesweekly.com/teacher/classrooms/888da0c4-aa4b-4d5d-b854-c2beebea131ff/publications/570/teacher-resources?unit_id=2660

Screenshot of Currently Adopted Content

Insert a screenshot of your currently adopted content.

Update to Content Not Reviewed by SRP

Comprehensive materials.

Publication
Texas Studies Weekly—Connecting My Communities

Unit 1
Community

Unit 2
Government and Citizenship

Week 7
The Functions of Government

Week 8
Role of Public Officials

Article 1
What is a Public Official?

Article 2
How Are Public Officials Selected?

Article 3
What Do Public Officials Do?

Article 4
Who Are Your Leaders?

Week 9
Community Government Services

Week 10
Citizenship

- Standards
- Week Storyline
- Teacher Background Knowledge
- Curriculum Notes
- Weekly Assessment PDF

TEACHER EDITION

STUDENT EDITION

Standards

- 2.15A**
Gather information about a topic using a variety of valid oral and visual sources such as interviews, music, pictures, maps, and artifacts.
- 2.15B**
Interpret oral, visual, and print material by sequencing, categorizing, identifying the main idea, predicting, comparing, and contrasting.
- 2.16D**
Use social studies terminology correctly.
- 2.16E**
Express ideas orally based on knowledge and experiences.
- 2.16F**
Create written and visual material such as stories, maps, and graphic organizers to express ideas.
- 2.9A**
Name current public officials, including mayor, governor, and president.
- 2.9B**
Compare the roles of public officials including mayor, governor, and president.
- 2.9C**
Identify ways that public officials are selected, including election and appointment to office.

Screenshot of Proposed New Content
Insert a screenshot of your proposed new content.

Need more resources?

Check out the Week, Unit, and Publication sections for comprehensive materials.

Publication
Texas Studies Weekly—Connecting My Communities

Unit 1
Community

Unit 2
Government and Citizenship

Week 7
The Functions of Government

Week 8
Role of Public Officials

Article 1
What is a Public Official?

Article 2
How Are Public Officials Selected?

Article 3
What Do Public Officials Do?

Article 4
Who Are Your Leaders?

Week 9
Community Government Services

Week 10
Citizenship

Week 11
Good Citizens

Week 8
Role of Public Officials

- Standards
- Week Storyline
- Teacher Background Knowledge
- Curriculum Notes
- Weekly Assessment PDF

PRINT

TEACHER EDITION

STUDENT EDITION

Standards

- 2.15(A)**
Identify and state facts based on relevant
- 2.15(C)**
gather information about a topic using a variety of valid oral and visual sources such as interviews, music, pictures, maps, and artifacts
- 2.15(D)**
Interpret oral, visual, and print material by sequencing, categorizing, identifying the main idea, predicting, comparing, and contrasting
- 2.16(D)**
use social studies terminology correctly
- 2.16(E)**
Communicate information visually, orally, or in writing based on knowledge and experiences in social studies
- 2.16(F)**
create written and visual material such as stories, maps, and graphic organizers to express ideas
- 2.9(A)**
name current public officials, including mayor, governor, and president
- 2.9(B)**
compare the roles of public officials, including mayor, governor, and president
- 2.9(C)**
Identify ways that public officials are selected, including election and appointment to office

(SE)(Breakout(s)) and (Citation Type(s))
Same as above.

Description of the specific location and hyperlink to the exact location of currently adopted content
In the left navigation panel of the Teacher Edition, click Week 9. Standards are listed at the top of the web page.
<https://online.studiesweekly.com/teacher/classrooms/888da0c4-aa4b-4d5d-b854-c2beeba131ff/publications/118/teacher-resources>

Description of the specific location and hyperlink to the exact location of the proposed new content
In the left navigation panel of the Teacher Edition, click Week 9. Standards are listed at the top of the page.

Update to Content Not Reviewed by SRP

https://online.studiesweekly.com/teacher/classrooms/888da0c4-aa4b-4d5d-b854-c2beeba131ff/publications/570/teacher-resources?unit_id=2660

Screenshot of Currently Adopted Content

Insert a screenshot of your currently adopted content.

comprehensive materials.

Publication
Texas Studies Weekly—Connecting My Communities

Unit 1
Community

Unit 2
Government and Citizenship

Week 7
The Functions of Government

Week 8
Role of Public Officials

Week 9
Community Government Services

Article 1
Government Services

Article 2
Schools

Article 3
Public Libraries

Article 4
Recreation and Well-Being

Article 5
Fire Department

Article 6
Police

Article 7
Other Community Services

Article 8
How Do They Help?

• [Enduring Understandings](#)

• [Standards](#)

• [Week Storyline](#)

• [Teacher Background Knowledge](#)

• [Curriculum Notes](#)

• [Weekly Assessment PDF](#)

TEACHER EDITION

STUDENT EDITION

Enduring Understandings

Geography and economics drive the actions of governments and people.

Movement and settlement are a result of geographic, government, religious, cultural, and economic factors.

People and events are interconnected over time and space.

The purpose of the United States government is to protect the rights of the people.

Standards

- **2.15A**
Gather information about a topic using a variety of valid oral and visual sources such as interviews, music, pictures, maps, and artifacts.
- **2.15B**
Interpret oral, visual, and print material by sequencing, categorizing, identifying the main idea, predicting, comparing, and contrasting.
- **2.16D**
Use social studies terminology correctly.
- **2.16E**
Express ideas orally based on knowledge and experiences.
- **2.16F**
Create written and visual material such as stories, maps, and graphic organizers to express ideas.
- **2.8B**
Identify governmental services in the community such as police and fire protection, libraries, schools, and parks and explain their value to the community.

Screenshot of Proposed New Content

Insert a screenshot of your proposed new content.

Need more resources?

Check out the Week, Unit, and Publication sections for comprehensive materials.

Publication
Texas Studies Weekly—Connecting My Communities

Unit 1
Community

Unit 2
Government and Citizenship

Week 7
The Functions of Government

Week 8
Role of Public Officials

Week 9
Community Government Services

Week 10

Week 9
Community Government Services

• [Enduring Understandings](#)

• [Standards](#)

• [Week Storyline](#)

• [Teacher Background Knowledge](#)

• [Curriculum Notes](#)

• [Weekly Assessment PDF](#)

TEACHER EDITION

STUDENT EDITION

PRINT

Enduring Understandings

Geography and economics drive the actions of governments and people.

Movement and settlement are a result of geographic, government, religious, cultural, and economic factors.

People and events are interconnected over time and space.

The purpose of the United States government is to protect the rights of the people.

Standards

- **2.15(A)**
Identify and state facts based on relevant
- **2.15(C)**
gather information about a topic using a variety of valid oral and visual sources such as interviews, music, pictures, maps, and artifacts
- **2.15(D)**
interpret oral, visual, and print material by sequencing, categorizing, identifying the main idea, predicting, comparing, and contrasting
- **2.16(D)**
use social studies terminology correctly
- **2.16(E)**
Communicate information visually, orally, or in writing based on knowledge and experiences in social studies
- **2.16(F)**
create written and visual material such as stories, maps, and graphic organizers to express ideas
- **2.8(A)**
identify governmental services in the community such as police and fire protection, libraries, schools, and parks and explain their value to the community

(SE)(Breakout(s)) and (Citation Type(s))

Update to Content Not Reviewed by SRP

Same as above.

Description of the specific location and hyperlink to the exact location of currently adopted content
In the left navigation panel of the Teacher Edition, click Week 10. Standards are listed at the top of the web page.

<https://online.studiesweekly.com/teacher/classrooms/888da0c4-aa4b-4d5d-b854-c2beeba131ff/publications/118/teacher-resources>

Description of the specific location and hyperlink to the exact location of the proposed new content
In the left navigation panel of the Teacher Edition, click Week 10. Standards are listed at the top of the page.

https://online.studiesweekly.com/teacher/classrooms/888da0c4-aa4b-4d5d-b854-c2beeba131ff/publications/570/teacher-resources?unit_id=2660

Screenshot of Currently Adopted Content

Insert a screenshot of your currently adopted content.

The screenshot displays the Teacher Edition interface for Texas Studies Weekly. On the left is a blue navigation menu with a character icon at the top. The menu includes: Publication (Texas Studies Weekly—Connecting My Communities), Unit 1 (Community), Unit 2 (Government and Citizenship), Week 7 (The Functions of Government), Week 8 (Role of Public Officials), Week 9 (Community Government Services), and Week 10 (Citizenship). Under Week 10, there are five articles listed. On the right, a 'Standards' panel is open, showing a list of standards for citizenship. At the top right of the interface are buttons for 'TEACHER EDITION' and 'STUDENT EDITION'.

Standards

- **2.10A**
Identify characteristics of good citizenship including truthfulness, justice, equality, respect for oneself and others, responsibility in daily life, and participation in government by educating oneself about the issues, respectfully holding public officials to their word, and voting.
- **2.10C**
Identify ways to actively practice good citizenship including involvement in community service.
- **2.15A**
Gather information about a topic using a variety of valid oral and visual sources such as interviews, music, pictures, maps, and artifacts.
- **2.15B**
Interpret oral, visual, and print material by sequencing, categorizing, identifying the main idea, predicting, comparing, and contrasting.
- **2.16D**
Use social studies terminology correctly.
- **2.16E**
Express ideas orally based on knowledge and experiences.
- **2.16F**
Create written and visual material such as stories, maps, and graphic organizers to express ideas.
- **2.9D**
Identify how citizens participate in their own governance through staying informed of what public officials are doing, providing input to them, and volunteering to participate in government functions.

Screenshot of Proposed New Content

Insert a screenshot of your proposed new content.

Update to Content Not Reviewed by SRP

The screenshot shows a webpage for 'Week 10 Citizenship'. On the left is a blue navigation menu with a 'Need more resources?' section and a list of units and weeks. The main content area is titled 'Standards' and lists several standards with their descriptions. At the top right, there are 'TEACHER EDITION' and 'STUDENT EDITION' buttons, and a 'PRINT' button.

Week 10
Citizenship

Standards

- **2.10(A)**
Identify characteristics of good citizenship, including truthfulness, justice, equality, respect for oneself and others, responsibility in daily life, and participation in government by educating oneself about the issues, respectfully holding public officials to their word, and voting
- **2.10(C)**
Identify ways to actively practice good citizenship, including involvement in community service
- **2.11(C)**
Use voting as a method for group decision making
- **2.15(A)**
Identify and state facts based on relevant
- **2.15(C)**
gather information about a topic using a variety of valid oral and visual sources such as interviews, music, pictures, maps, and artifacts
- **2.15(P)**
interpret oral, visual, and print material by sequencing, categorizing, identifying the main idea, predicting, comparing, and contrasting
- **2.16(C)**
use social studies terminology correctly
- **2.16(T)**
Communicate information visually, orally, or in writing based on knowledge and experiences in social studies
- **2.16(F)**
create written and visual material such as stories, maps, and graphic organizers to express ideas
- **2.17(A)**
Use democratic procedures to collaborate with others when making decisions on issues in the classroom, school, or community
- **2.8(D)**
Identify how citizens participate in their own governance through staying informed of what public officials are doing, providing input to them, and volunteering to participate in government functions

(SE)(Breakout(s)) and (Citation Type(s))

Same as above.

Description of the specific location and hyperlink to the exact location of currently adopted content

In the left navigation panel of the Teacher Edition, click Week 11. Standards are listed at the top of the web page.

<https://online.studiesweekly.com/teacher/classrooms/888da0c4-aa4b-4d5d-b854-c2beeba131ff/publications/118/teacher-resources>

Description of the specific location and hyperlink to the exact location of the proposed new content

In the left navigation panel of the Teacher Edition, click Week 11. Standards are listed at the top of the page.

https://online.studiesweekly.com/teacher/classrooms/888da0c4-aa4b-4d5d-b854-c2beeba131ff/publications/570/teacher-resources?unit_id=2660

Screenshot of Currently Adopted Content

Insert a screenshot of your currently adopted content.

Update to Content Not Reviewed by SRP

comprehensive materials.

TEACHER EDITION
STUDENT EDITION

Publication
Texas Studies Weekly—Connecting My Communities

Unit 1
Community

Unit 2
Government and Citizenship

Week 7
The Functions of Government

Week 8
Role of Public Officials

Week 9
Community Government Services

Week 10
Citizenship

Week 11
Good Citizens

Article 1
Paul Revere

Article 2
Abigail Adams (1744-1818)

Article 3

Standards

- **2.10A**
Identify characteristics of good citizenship including truthfulness, justice, equality, respect for oneself and others, responsibility in daily life, and participation in government by educating oneself about the issues, respectfully holding public officials to their word, and voting.
- **2.10B**
Identify historical figures and other individuals who have exemplified good citizenship such as Paul Revere, Abigail Adams, World War II Women Airforce Service Pilots (WASPs), Navajo Code Talkers, and Sojourner Truth.
- **2.15A**
Gather information about a topic using a variety of valid oral and visual sources such as interviews, music, pictures, maps, and artifacts.
- **2.15B**
Interpret oral, visual, and print material by sequencing, categorizing, identifying the main idea, predicting, comparing, and contrasting.
- **2.16D**
Use social studies terminology correctly.
- **2.16E**
Express ideas orally based on knowledge and experiences.
- **2.16F**
Create written and visual material such as stories, maps, and graphic organizers to express ideas.

Screenshot of Proposed New Content

Insert a screenshot of your proposed new content.

Need more resources?
Check out the Week, Unit, and Publication sections for comprehensive materials.

Week 11
Good Citizens

PRINT

TEACHER EDITION
STUDENT EDITION

Publication
Texas Studies Weekly—Connecting My Communities

Unit 1
Community

Unit 2
Government and Citizenship

Week 7
The Functions of Government

Week 8
Role of Public Officials

Week 9
Community Government Services

Week 10
Citizenship

Week 11
Good Citizens

Article 1
Paul Revere

Article 2
Abigail Adams (1744-1818)

Article 3
Sojourner Truth (about 1797-1883)

Article 4
Connecticut (1636-1845) and the WASPs

Standards

- **2.10(A)**
Identify characteristics of good citizenship, including truthfulness, justice, equality, respect for oneself and others, responsibility in daily life, and participation in government by educating oneself about the issues, respectfully holding public officials to their word, and voting
- **2.10(B)**
Identify historical figures and other individuals who have exemplified good citizenship such as Paul Revere, Abigail Adams, World War II Women Airforce Service Pilots (WASPs), Navajo Code Talkers, and Sojourner Truth
- **2.15(A)**
Identify and state facts based on relevant
- **2.16(C)**
gather information about a topic using a variety of valid oral and visual sources such as interviews, music, pictures, maps, and artifacts
- **2.16(D)**
interpret oral, visual, and print material by sequencing, categorizing, identifying the main idea, predicting, comparing, and contrasting
- **2.16(D)**
use social studies terminology correctly
- **2.16(E)**
Communicate information visually, orally, or in writing based on knowledge and experiences in social studies
- **2.16(F)**
create written and visual material such as stories, maps, and graphic organizers to express ideas

(SE)(Breakout(s)) and (Citation Type(s))

Same as above.

Description of the specific location and hyperlink to the exact location of currently adopted content

In the left navigation panel of the Teacher Edition, click Week 12. Standards are listed at the top of the web page.

<https://online.studiesweekly.com/teacher/classrooms/888da0c4-aa4b-4d5d-b854-c2beeba131ff/publications/118/teacher-resources>

Description of the specific location and hyperlink to the exact location of the proposed new content

In the left navigation panel of the Teacher Edition, click Week 12. Standards are listed at the top of the page.

https://online.studiesweekly.com/teacher/classrooms/888da0c4-aa4b-4d5d-b854-c2beeba131ff/publications/570/teacher-resources?unit_id=2660

Update to Content Not Reviewed by SRP

Screenshot of Currently Adopted Content

Insert a screenshot of your currently adopted content.

The screenshot displays the 'Texas Studies Weekly--Connecting My Communities' interface. On the left is a blue navigation sidebar with a tree view: Publication, Unit 1 (Community), Unit 2 (Government and Citizenship), Week 7 (The Functions of Government), Week 8 (Role of Public Officials), Week 9 (Community Government Services), Week 10 (Citizenship), Week 11 (Good Citizens), and Week 12 (Patriotism). Under Week 12, there are five articles: Article 1 (Patriotism), Article 2 (Pledge of Allegiance), Article 3 (The American Flag), Article 4 (Flag Day), and Article 5 (The National Anthem). The main content area is titled 'Vocabulary' and lists 'allegiance' (loyalty) and 'patriotism' (a feeling of love for your country). Below this is a 'Standards' section with a list of standards: 2.11A (Recite the Pledge of Allegiance to the United States Flag and the Pledge to the Texas Flag), 2.11B (Sing, recite, or identify selected patriotic songs, including 'The Star Spangled Banner' and 'America the Beautiful'), 2.11D (Identify how selected symbols, customs, and celebrations reflect an American love of individualism, inventiveness, and freedom), 2.15A (Gather information about a topic using a variety of valid oral and visual sources such as interviews, music, pictures, maps, and artifacts), 2.15B (Interpret oral, visual, and print material by sequencing, categorizing, identifying the main idea, predicting, comparing, and contrasting), 2.16D (Use social studies terminology correctly), 2.16E (Express ideas orally based on knowledge and experiences), and 2.16F (Create written and visual material such as stories, maps, and graphic organizers to express ideas). A 'TEACHER EDITION' button is visible in the top right corner.

Screenshot of Proposed New Content

Insert a screenshot of your proposed new content.

The screenshot displays the 'Texas Studies Weekly--Connecting My Communities' interface with the 'Patriotism' section selected. The left sidebar is identical to the previous screenshot, but 'Week 12 (Patriotism)' is highlighted. The main content area is titled 'Standards' and lists updated standards: 2.11(A) (recite the Pledge of Allegiance to the United States Flag and the Pledge to the Texas Flag), 2.11(B) (sing, recite, or identify selected patriotic songs, including 'The Star Spangled Banner' and 'America the Beautiful'), 2.11(E) (Identify how selected symbols, customs, and celebrations reflect an American love of individualism, inventiveness, and freedom), 2.15(A) (Identify and state facts based on relevant), 2.15(C) (gather information about a topic using a variety of valid oral and visual sources such as interviews, music, pictures, maps, and artifacts), 2.15(D) (interpret oral, visual, and print material by sequencing, categorizing, identifying the main idea, predicting, comparing, and contrasting), 2.16(D) (use social studies terminology correctly), 2.16(E) (Communicate information visually, orally, or in writing based on knowledge and experiences in social studies), and 2.16(F) (create written and visual material such as stories, maps, and graphic organizers to express ideas). A 'TEACHER EDITION' button is visible in the top right corner.

(SE)(Breakout(s)) and (Citation Type(s))

Same as above.

Description of the specific location and hyperlink to the exact location of currently adopted content

In the left navigation panel of the Teacher Edition, click Week 13. Standards are listed at the top of the

Update to Content Not Reviewed by SRP

web page.

<https://online.studiesweekly.com/teacher/classrooms/888da0c4-aa4b-4d5d-b854-c2beebea131ff/publications/118/teacher-resources>

Description of the specific location and hyperlink to the exact location of the proposed new content

In the left navigation panel of the Teacher Edition, click Week 13. Standards are listed at the top of the page.

https://online.studiesweekly.com/teacher/classrooms/888da0c4-aa4b-4d5d-b854-c2beebea131ff/publications/570/teacher-resources?unit_id=2660

Screenshot of Currently Adopted Content

Insert a screenshot of your currently adopted content.

The screenshot shows the 'Patriotic Symbols' page in the Teacher Edition. On the left is a blue navigation sidebar with a tree view: Publication (Texas Studies Weekly—Connecting My Communities), Unit 1 (Community), Unit 2 (Government and Citizenship), Week 7 (The Functions of Government), Week 8 (Role of Public Officials), Week 9 (Community Government Services), Week 10 (Citizenship), Week 11 (Good Citizens), Week 12 (Patriotism), and Week 13 (Patriotic Symbols). Below Week 13 are Article 1 (Symbols and Values) and Article 2 (The Road Eagle). The main content area has a 'Standards' section with a list of standards: 2.11C (Identify symbols such as state and national birds and flowers and Uncle Sam), 2.11D (Identify how selected symbols, customs, and celebrations reflect an American love of individualism, inventiveness, and freedom), 2.15A (Gather information about a topic using a variety of valid oral and visual sources such as interviews, music, pictures, maps, and artifacts), 2.15B (Interpret oral, visual, and print material by sequencing, categorizing, identifying the main idea, predicting, comparing, and contrasting), 2.16D (Use social studies terminology correctly), 2.16E (Express ideas orally based on knowledge and experiences), 2.16F (Create written and visual material such as stories, maps, and graphic organizers to express ideas), and 2.1B (Identify and explain the significance of various community, state, and national landmarks such as monuments and government buildings). Navigation links for Standards, Week Storyline, Teacher Background Knowledge, Curriculum Notes, and Weekly Assessment PDF are at the top. 'TEACHER EDITION' and 'STUDENT EDITION' buttons are in the top right.

Screenshot of Proposed New Content

Insert a screenshot of your proposed new content.

The screenshot shows the 'Patriotic Symbols' page in the Student Edition. The layout is similar to the Teacher Edition, but the navigation sidebar is blue and includes Article 2 (The Road Eagle) below Article 1 (Symbols and Values). The 'Standards' section lists: 2.11(D) (Identify symbols such as state and national birds and flowers and Uncle Sam), 2.11(E) (Identify how selected symbols, customs, and celebrations reflect an American love of individualism, inventiveness, and freedom), 2.15(A) (Identify and state facts based on relevant), 2.15(C) (gather information about a topic using a variety of valid oral and visual sources such as interviews, music, pictures, maps, and artifacts), 2.15(D) (Interpret oral, visual, and print material by sequencing, categorizing, identifying the main idea, predicting, comparing, and contrasting), 2.16(D) (use social studies terminology correctly), 2.16(E) (Communicate information visually, orally, or in writing based on knowledge and experiences in social studies), 2.16(F) (create written and visual material such as stories, maps, and graphic organizers to express ideas), and 2.1(B) (Identify and explain the significance of various community, state, and national landmarks such as monuments and government buildings). Navigation links for Standards, Week Storyline, Teacher Background Knowledge, Curriculum Notes, and Weekly Assessment PDF are at the top. 'TEACHER EDITION' and 'STUDENT EDITION' buttons are in the top right.

Update to Content Not Reviewed by SRP

(SE)(Breakout(s)) and (Citation Type(s))

Same as above.

Description of the specific location and hyperlink to the exact location of currently adopted content

In the left navigation panel of the Teacher Edition, click Week 14. Standards are listed at the top of the web page.

<https://online.studiesweekly.com/teacher/classrooms/888da0c4-aa4b-4d5d-b854-c2beeba131ff/publications/118/teacher-resources>

Description of the specific location and hyperlink to the exact location of the proposed new content

In the left navigation panel of the Teacher Edition, click Week 14. Standards are listed at the top of the page.

https://online.studiesweekly.com/teacher/classrooms/888da0c4-aa4b-4d5d-b854-c2beeba131ff/publications/570/teacher-resources?unit_id=2660

Screenshot of Currently Adopted Content

Insert a screenshot of your currently adopted content.

The screenshot displays the Texas Studies Weekly Teacher Edition interface. On the left is a blue navigation menu with the following items: Publication (Texas Studies Weekly--Connecting My Communities), Unit 1 (Community), Unit 2 (Government and Citizenship), Week 7 (The Functions of Government), Week 8 (Role of Public Officials), Week 9 (Community Government Services), Week 10 (Citizenship), Week 11 (Good Citizens), Week 12 (Patriotism), Week 13 (Patriotic Symbols), Week 14 (Memorials and Monuments), and Article 1 (Monuments and Memorials). The Week 14 item is highlighted. To the right of the menu is a list of resources: Vocabulary, Standards, Week Storyline, Teacher Background Knowledge, Curriculum Notes, and Weekly Assessment PDF. Further right are two buttons: TEACHER EDITION and STUDENT EDITION. The main content area is divided into two sections: Vocabulary and Standards. The Vocabulary section defines 'memorials' as symbols or ceremonies that remind us of important people or events in which people died, and 'monuments' as symbols that honor important people and events in our history, such as a national landmark, a place, or a building that is important in the history of a country. The Standards section lists several standards: 2.15A (Gather information about a topic using a variety of valid oral and visual sources such as interviews, music, pictures, maps, and artifacts), 2.15B (Interpret oral, visual, and print material by sequencing, categorizing, identifying the main idea, predicting, comparing, and contrasting), 2.16D (Use social studies terminology correctly), 2.16E (Express ideas orally based on knowledge and experiences), 2.16F (Create written and visual material such as stories, maps, and graphic organizers to express ideas), and 2.1B (Identify and explain the significance of various community, state, and national landmarks such as monuments and government buildings).

Screenshot of Proposed New Content

Insert a screenshot of your proposed new content.

Update to Content Not Reviewed by SRP

Need more resources?
Check out the Week, Unit, and Publication sections for comprehensive materials.

Week 14
Memorials and Monuments

- Standards
- Week Storyline
- Teacher Background Knowledge
- Curriculum Notes
- Weekly Assessment PDF

Standards

- 2.15(A)**
Identify and state facts based on relevant
- 2.15(C)**
gather information about a topic using a variety of valid oral and visual sources such as interviews, music, pictures, maps, and artifacts
- 2.15(D)**
interpret oral, visual, and print material by sequencing, categorizing, identifying the main idea, predicting, comparing, and contrasting
- 2.15(D)**
use social studies terminology correctly
- 2.15(E)**
Communicate information visually, orally, or in writing based on knowledge and experiences in social studies
- 2.15(F)**
create written and visual material such as stories, maps, and graphic organizers to express ideas
- 2.15(G)**
Identify and explain the significance of various community, state, and national landmarks such as monuments and government buildings

(SE)(Breakout(s)) and (Citation Type(s))
Same as above.

Description of the specific location and hyperlink to the exact location of currently adopted content
In the left navigation panel of the Teacher Edition, click Week 15. Standards are listed at the top of the web page.

<https://online.studiesweekly.com/teacher/classrooms/888da0c4-aa4b-4d5d-b854-c2beeba131ff/publications/118/teacher-resources>

Description of the specific location and hyperlink to the exact location of the proposed new content
In the left navigation panel of the Teacher Edition, click Week 15. Standards are listed at the top of the page.

https://online.studiesweekly.com/teacher/classrooms/888da0c4-aa4b-4d5d-b854-c2beeba131ff/publications/570/teacher-resources?unit_id=2660

Screenshot of Currently Adopted Content

Insert a screenshot of your currently adopted content.

Week 15
Texas Symbols and Landmarks

- Standards
- Week Storyline
- Teacher Background Knowledge
- Curriculum Notes
- Weekly Assessment PDF

Standards

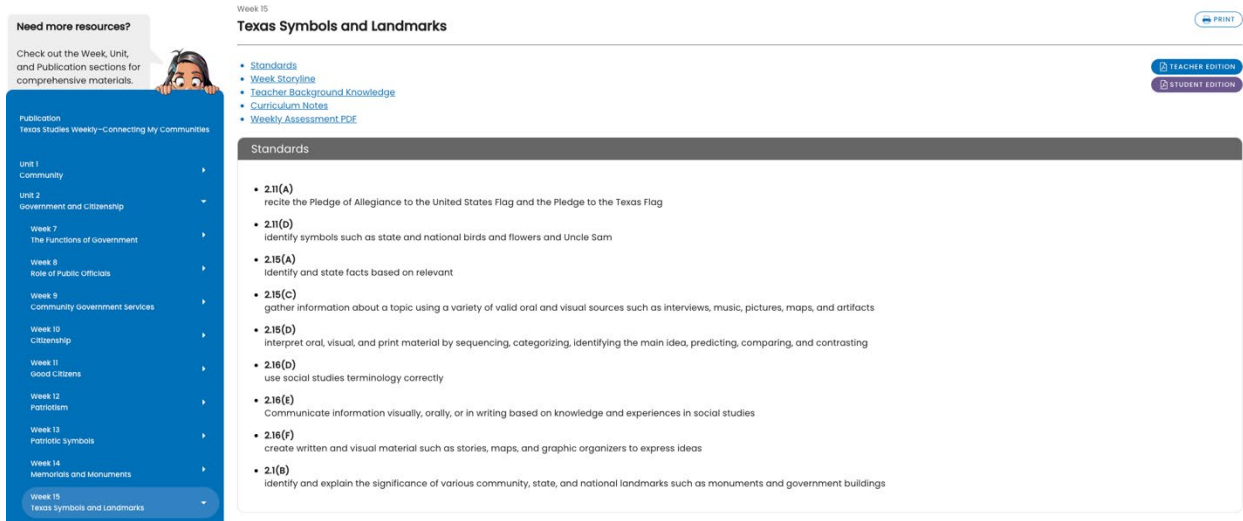
- 2.11A**
Recite the Pledge of Allegiance to the United States Flag and the Pledge to the Texas Flag.
- 2.11C**
Identify symbols such as state and national birds and flowers and Uncle Sam.
- 2.15A**
Gather information about a topic using a variety of valid oral and visual sources such as interviews, music, pictures, maps, and artifacts.
- 2.15B**
Interpret oral, visual, and print material by sequencing, categorizing, identifying the main idea, predicting, comparing, and contrasting.
- 2.16D**
Use social studies terminology correctly.
- 2.16E**
Express ideas orally based on knowledge and experiences.
- 2.16F**
Create written and visual material such as stories, maps, and graphic organizers to express ideas.
- 2.1B**
Identify and explain the significance of various community, state, and national landmarks such as monuments and government buildings.

Week Storyline

Update to Content Not Reviewed by SRP

Screenshot of Proposed New Content

Insert a screenshot of your proposed new content.



(SE)(Breakout(s)) and (Citation Type(s))

Same as above.

Description of the specific location and hyperlink to the exact location of currently adopted content

In the left navigation panel of the Teacher Edition, click Week 16. Standards are listed at the top of the web page.

<https://online.studiesweekly.com/teacher/classrooms/888da0c4-aa4b-4d5d-b854-c2beeba131ff/publications/118/teacher-resources>

Description of the specific location and hyperlink to the exact location of the proposed new content

In the left navigation panel of the Teacher Edition, click Week 16. Standards are listed at the top of the page.

https://online.studiesweekly.com/teacher/classrooms/888da0c4-aa4b-4d5d-b854-c2beeba131ff/publications/570/teacher-resources?unit_id=2660

Screenshot of Currently Adopted Content

Insert a screenshot of your currently adopted content.

Update to Content Not Reviewed by SRP

Comprehensive Materials

Publication
Texas Studies Weekly—Connecting My Communities

Unit 1
Community

Unit 2
Government and Citizenship

Week 7
The Functions of Government

Week 8
Role of Public Officials

Week 9
Community Government Services

Week 10
Citizenship

Week 11
Good Citizens

Week 12
Patriotism

Week 13
Patriotic Symbols

Week 14
Memorials and Monuments

Week 15
Texas Symbols and Landmarks

Week 16
National Holidays

Article 1
Symbolic Celebrations

Article 2
Martin Luther King Jr. Day

- Vocabulary
- Standards
- Week Storyline
- Teacher Background Knowledge
- Curriculum Notes
- Weekly Assessment PDF

TEACHER EDITION

STUDENT EDITION

Vocabulary

Independence day the day America became a country, when the Declaration of Independence was accepted
labor day the day we remember American workers throughout our country's history
martin luther king jr. a leader who believed in equality for everyone
memorial day a national holiday honoring the men and women who died while serving our country
Presidents' Day a holiday created to honor President George Washington
Thanksgiving Day a national holiday for giving thanks

Standards

- 2.1D**
Identify how selected symbols, customs, and celebrations reflect an American love of individualism, inventiveness, and freedom.
- 2.15A**
Gather information about a topic using a variety of valid oral and visual sources such as interviews, music, pictures, maps, and artifacts.
- 2.15B**
Interpret oral, visual, and print material by sequencing, categorizing, identifying the main idea, predicting, comparing, and contrasting.
- 2.16D**
Use social studies terminology correctly.
- 2.16E**
Express ideas orally based on knowledge and experiences.
- 2.16F**
Create written and visual material such as stories, maps, and graphic organizers to express ideas.
- 2.1A**
Explain the significance of various community, state, and national celebrations such as Veterans Day, Memorial Day, Independence Day, and Thanksgiving.

Screenshot of Proposed New Content
 Insert a screenshot of your proposed new content.

Need more resources?
Check out the Week, Unit, and Publication sections for comprehensive materials.

Week 16
National Holidays

Standards

- Standards
- Week Storyline
- Teacher Background Knowledge
- Curriculum Notes
- Weekly Assessment PDF

TEACHER EDITION

STUDENT EDITION

Standards

- 2.1D (E)**
Identify how selected symbols, customs, and celebrations reflect an American love of individualism, inventiveness, and freedom
- 2.15 (A)**
Identify and state facts based on relevant
- 2.15 (C)**
gather information about a topic using a variety of valid oral and visual sources such as interviews, music, pictures, maps, and artifacts
- 2.15 (D)**
Interpret oral, visual, and print material by sequencing, categorizing, identifying the main idea, predicting, comparing, and contrasting
- 2.16 (D)**
use social studies terminology correctly
- 2.16 (E)**
Communicate information visually, orally, or in writing based on knowledge and experiences in social studies
- 2.16 (F)**
create written and visual material such as stories, maps, and graphic organizers to express ideas
- 2.1 (A)**
explain the significance of various community, state, and national celebrations such as Veterans Day, Memorial Day, Independence Day, and Thanksgiving

(SE)(Breakout(s)) and (Citation Type(s))
 Same as above.

Description of the specific location and hyperlink to the exact location of currently adopted content
 In the left navigation panel of the Teacher Edition, click Unit 3. Standards are listed at the top of the web page.
<https://online.studiesweekly.com/teacher/classrooms/888da0c4-aa4b-4d5d-b854-c2beeba131ff/publications/118/teacher-resources>

Update to Content Not Reviewed by SRP

Description of the specific location and hyperlink to the exact location of the proposed new content
In the left navigation panel of the Teacher Edition, click Unit 3. Standards are listed at the top of the page.

https://online.studiesweekly.com/teacher/classrooms/888da0c4-aa4b-4d5d-b854-c2beebea131ff/publications/570/teacher-resources?unit_id=2660

Screenshot of Currently Adopted Content

Insert a screenshot of your currently adopted content.

The screenshot shows the Teacher Edition interface. On the left is a blue navigation menu with the following items: Publication (Texas Studies Weekly—Connecting My Communities), Unit 1 (Community), Unit 2 (Government and Citizenship), Unit 3 (Geography), Week 17 (Map skills), Week 18 (Our World), Week 19 (Physical Characteristics of Places), Week 20 (Human Processes), Week 21 (Conservation), Unit 4 (Culture), Unit 5 (Economics), and Unit 6 (History). Unit 3 is highlighted. On the right is a white Standards page with a dark header. The standards listed are: 2.15A (Gather information about a topic using a variety of valid oral and visual sources such as interviews, music, pictures, maps, and artifacts.), 2.15B (Interpret oral, visual, and print material by sequencing, categorizing, identifying the main idea, predicting, comparing, and contrasting.), 2.16A (Describe the order of events by using designations of time periods such as historical and present times.), 2.16B (Apply vocabulary related to chronology, including past, present, and future.), 2.16D (Use social studies terminology correctly.), 2.16E (Express ideas orally based on knowledge and experiences.), 2.16F (Create written and visual material such as stories, maps, and graphic organizers to express ideas.), 2.17A (Use problem-solving and decision-making processes to identify a problem, gather information, list and consider options, consider advantages and disadvantages, choose and implement a solution, and evaluate the effectiveness of the solution.), 2.3A (Identify and use information on maps and globes using basic map elements such as title, cardinal directions, and legend.), 2.3B (Create maps to show places and routes within the home, school, and community.), 2.4A (Identify major landforms and bodies of water, including each of the seven continents and each of the oceans, on maps and globes.), 2.4B (Locate places, including the local community, Texas, the United States, the state capital, the U.S. capital, and the bordering countries of Canada and Mexico on maps and globes.), 2.5A (Identify ways in which people have modified the physical environment such as clearing land, building roads, using land for agriculture, and drilling for oil.), 2.5B (Identify consequences of human modification of the physical environment.), and 2.5C (Identify ways people can conserve and replenish Earth's resources.). At the bottom of the Standards page is a button labeled "Need more resources?".

Screenshot of Proposed New Content

Insert a screenshot of your proposed new content.

Update to Content Not Reviewed by SRP

Need more resources?
Check out the Week, Unit, and Publication sections for comprehensive materials.

Unit 3
Geography

Standards

- **2.15(A)**
Identify and state facts based on relevant
- **2.15(C)**
gather information about a topic using a variety of valid oral and visual sources such as interviews, music, pictures, maps, and artifacts
- **2.15(D)**
interpret oral, visual, and print material by sequencing, categorizing, identifying the main idea, predicting, comparing, and contrasting
- **2.16(A)**
describe the order of events by using designations of time periods such as historical and present times
- **2.16(B)**
apply vocabulary related to chronology, including past, present, and future
- **2.16(D)**
use social studies terminology correctly
- **2.16(E)**
Communicate information visually, orally, or in writing based on knowledge and experiences in social studies
- **2.16(F)**
create written and visual material such as stories, maps, and graphic organizers to express ideas
- **2.17(B)**
use problem-solving and decision-making processes to identify a problem, gather information, list and consider options, consider advantages and disadvantages, choose and implement a solution, and evaluate the effectiveness of the solution
- **2.3(A)**
Identify and use information on maps and globes using basic map elements such as title, cardinal directions, and legend
- **2.3(a)**
create maps to show places and routes within the home, school, and community
- **2.4(A)**
Identify major landforms and bodies of water, including each of the seven continents and each of the oceans, on maps and globes
- **2.4(B)**
locate places, including the local community, Texas, the United States, the state capital, the U.S. capital, and the bordering countries of Canada and Mexico on maps and globes
- **2.5(A)**
Identify ways in which people have modified the physical environment such as clearing land, building roads, using land for agriculture, and drilling for oil
- **2.5(B)**
Identify consequences of human modification of the physical environment
- **2.5(C)**
Identify ways people can conserve and replenish Earth's resources

(SE)(Breakout(s)) and (Citation Type(s))

Same as above.

Description of the specific location and hyperlink to the exact location of currently adopted content

In the left navigation panel of the Teacher Edition, click Week 17. Standards are listed at the top of the web page.

<https://online.studiesweekly.com/teacher/classrooms/888da0c4-aa4b-4d5d-b854-c2beebea131ff/publications/118/teacher-resources>

Description of the specific location and hyperlink to the exact location of the proposed new content

In the left navigation panel of the Teacher Edition, click Week 17. Standards are listed at the top of the page.

https://online.studiesweekly.com/teacher/classrooms/888da0c4-aa4b-4d5d-b854-c2beebea131ff/publications/570/teacher-resources?unit_id=2660

Screenshot of Currently Adopted Content

Insert a screenshot of your currently adopted content.

Update to Content Not Reviewed by SRP

comprehensive materials.

Publication
Texas Studies Weekly—Connecting My Communities

Unit 1
Community

Unit 2
Government and Citizenship

Unit 3
Geography

Week 17
Map Skills

Article 1
Globes

Article 2
Map Skills

Article 3
Political Maps

Article 4
Legend/Key

Article 5
Title

Article 6
Reading Maps

Article 7
Physical Maps

Article 8
Scale

Article 9
Compass Rose

Activity 10
Fill in the Labels

Week 18

- Vocabulary
- Standards
- Week Storyline
- Teacher Background Knowledge
- Curriculum Notes
- Weekly Assessment PDF

TEACHER EDITION

STUDENT EDITION

Vocabulary

cardinal directions north, south, east, and west
compass rose a symbol that shows the cardinal directions
globe a sphere that shows where the water and land are located
legend/key explains what the symbols and colors on the map represent
map tools symbols that help us read maps and globes
physical map a map that shows the natural features of a place
political map a map that shows us how places are divided
scale the distance between two places on a map
title what the map is about

Standards

- 2.15A**
Gather information about a topic using a variety of valid oral and visual sources such as interviews, music, pictures, maps, and artifacts.
- 2.15B**
Interpret oral, visual, and print material by sequencing, categorizing, identifying the main idea, predicting, comparing, and contrasting.
- 2.16D**
Use social studies terminology correctly.
- 2.16E**
Express ideas orally based on knowledge and experiences.
- 2.16F**
Create written and visual material such as stories, maps, and graphic organizers to express ideas.
- 2.3A**
Identify and use information on maps and globes using basic map elements such as title, cardinal directions, and legend.
- 2.3B**
Create maps to show places and routes within the home, school, and community.

Screenshot of Proposed New Content
 Insert a screenshot of your proposed new content.

Need more resources?
Check out the Week, Unit, and Publication sections for comprehensive materials.

Publication
Texas Studies Weekly—Connecting My Communities

Unit 1
Community

Unit 2
Government and Citizenship

Unit 3
Geography

Week 17
Map Skills

Article 1
Globes

Article 2
Map Skills

Article 3
Political Maps

Article 4
Legend/Key

Article 5
Title

Article 6
Reading Maps

Week 18

Week 17
Map Skills

- Standards
- Week Storyline
- Teacher Background Knowledge
- Curriculum Notes
- Weekly Assessment PDF

TEACHER EDITION

STUDENT EDITION

PRINT

Standards

- 2.15(A)**
Identify and state facts based on relevant
- 2.15(C)**
gather information about a topic using a variety of valid oral and visual sources such as interviews, music, pictures, maps, and artifacts
- 2.15(D)**
Interpret oral, visual, and print material by sequencing, categorizing, identifying the main idea, predicting, comparing, and contrasting
- 2.16(D)**
use social studies terminology correctly
- 2.16(E)**
Communicate information visually, orally, or in writing based on knowledge and experiences in social studies
- 2.16(F)**
create written and visual material such as stories, maps, and graphic organizers to express ideas
- 2.3(A)**
Identify and use information on maps and globes using basic map elements such as title, cardinal directions, and legend
- 2.3(B)**
create maps to show places and routes within the home, school, and community

(SE)(Breakout(s)) and (Citation Type(s))
 Same as above.

Description of the specific location and hyperlink to the exact location of currently adopted content
 In the left navigation panel of the Teacher Edition, click Week 18. Standards are listed at the top of the web page.

<https://online.studiesweekly.com/teacher/classrooms/888da0c4-aa4b-4d5d-b854-c2beeba131ff/publications/118/teacher-resources>

Update to Content Not Reviewed by SRP

Description of the specific location and hyperlink to the exact location of the proposed new content
In the left navigation panel of the Teacher Edition, click Week 18. Standards are listed at the top of the page.

https://online.studiesweekly.com/teacher/classrooms/888da0c4-aa4b-4d5d-b854-c2beeba131ff/publications/570/teacher-resources?unit_id=2660

Screenshot of Currently Adopted Content

Insert a screenshot of your currently adopted content.

comprehensive materials.

- Standards
- Week Storyline
- Curriculum Notes
- Weekly Assessment PDF

TEACHER EDITION
STUDENT EDITION

Publication
Texas Studies Weekly—Connecting My Communities

Unit 1
Community

Unit 2
Government and Citizenship

Unit 3
geography

Week 17
Map skills

Week 18
Our World

Article 1
Continents and Oceans

Article 2
Landforms

Article 3

Standards

- **2.15A**
Gather information about a topic using a variety of valid oral and visual sources such as interviews, music, pictures, maps, and artifacts.
- **2.15B**
Interpret oral, visual, and print material by sequencing, categorizing, identifying the main idea, predicting, comparing, and contrasting.
- **2.16D**
Use social studies terminology correctly.
- **2.16E**
Express ideas orally based on knowledge and experiences.
- **2.16F**
Create written and visual material such as stories, maps, and graphic organizers to express ideas.
- **2.4A**
Identify major landforms and bodies of water, including each of the seven continents and each of the oceans, on maps and globes.

Screenshot of Proposed New Content

Insert a screenshot of your proposed new content.

Need more resources?
Check out the Week, Unit, and Publication sections for comprehensive materials.

Week 18
Our World

- Standards
- Week Storyline
- Curriculum Notes
- Weekly Assessment PDF

TEACHER EDITION
STUDENT EDITION

Publication
Texas Studies Weekly—Connecting My Communities

Unit 1
Community

Unit 2
Government and Citizenship

Unit 3
geography

Week 17
Map skills

Week 18
Our World

Article 1
Continents and Oceans

Article 2
Landforms

Article 3
Bodies of Water

Activity 4
Label the Spaces and Continents

Standards

- **2.15(A)**
Identify and state facts based on relevant
- **2.15(c)**
gather information about a topic using a variety of valid oral and visual sources such as interviews, music, pictures, maps, and artifacts
- **2.15(d)**
Interpret oral, visual, and print material by sequencing, categorizing, identifying the main idea, predicting, comparing, and contrasting
- **2.16(c)**
use social studies terminology correctly
- **2.16(e)**
Communicate information visually, orally, or in writing based on knowledge and experiences in social studies
- **2.16(f)**
create written and visual material such as stories, maps, and graphic organizers to express ideas
- **2.4(A)**
Identify major landforms and bodies of water, including each of the seven continents and each of the oceans, on maps and globes

(SE)(Breakout(s)) and (Citation Type(s))

Same as above.

Description of the specific location and hyperlink to the exact location of currently adopted content
In the left navigation panel of the Teacher Edition, click Week 19. Standards are listed at the top of the web page.

<https://online.studiesweekly.com/teacher/classrooms/888da0c4-aa4b-4d5d-b854-c2beeba131ff/publications/118/teacher-resources>

Update to Content Not Reviewed by SRP

Description of the specific location and hyperlink to the exact location of the proposed new content
In the left navigation panel of the Teacher Edition, click Week 19. Standards are listed at the top of the page.

https://online.studiesweekly.com/teacher/classrooms/888da0c4-aa4b-4d5d-b854-c2beeba131ff/publications/570/teacher-resources?unit_id=2660

Screenshot of Currently Adopted Content

Insert a screenshot of your currently adopted content.

comprehensive materials.

Publication
Texas Studies Weekly--Connecting My Communities

Unit 1
Community

Unit 2
Government and Citizenship

Unit 3
geography

Week 17
Map Skills

Week 18
Our World

Week 19
Physical Characteristics of Places

Article 1
What is a Country?

Article 2
What is a Capital City?

Article 3
Physical Characteristics of Texas

Activity 4
My Texas Community

Week 20
Human Processes

Week 21
Conservation

- [Vocabulary](#)
- [Standards](#)
- [Week Storyline](#)
- [Teacher Background Knowledge](#)
- [Curriculum Notes](#)
- [Weekly Assessment PDF](#)

TEACHER EDITION

STUDENT EDITION

Vocabulary

capital city is the location where a state or country's government meets to work
country an area of land that has its own government

Standards

- **2.15A**
Gather information about a topic using a variety of valid oral and visual sources such as interviews, music, pictures, maps, and artifacts.
- **2.15B**
Interpret oral, visual, and print material by sequencing, categorizing, identifying the main idea, predicting, comparing, and contrasting.
- **2.16D**
Use social studies terminology correctly.
- **2.16E**
Express ideas orally based on knowledge and experiences.
- **2.16F**
Create written and visual material such as stories, maps, and graphic organizers to express ideas.
- **2.4A**
Identify major landforms and bodies of water, including each of the seven continents and each of the oceans, on maps and globes.
- **2.4B**
Locate places, including the local community, Texas, the United States, the state capital, the U.S. capital, and the bordering countries of Canada and Mexico on maps and globes.

Screenshot of Proposed New Content

Insert a screenshot of your proposed new content.

Need more resources?
Check out the Week, Unit, and Publication sections for comprehensive materials.

Week 19
Physical Characteristics of Places

Standards

- **2.15(A)**
Identify and state facts based on relevant
- **2.15(C)**
gather information about a topic using a variety of valid oral and visual sources such as interviews, music, pictures, maps, and artifacts
- **2.15(D)**
Interpret oral, visual, and print material by sequencing, categorizing, identifying the main idea, predicting, comparing, and contrasting
- **2.16(D)**
use social studies terminology correctly
- **2.16(E)**
Communicate information visually, orally, or in writing based on knowledge and experiences in social studies
- **2.16(F)**
create written and visual material such as stories, maps, and graphic organizers to express ideas
- **2.4(A)**
Identify major landforms and bodies of water, including each of the seven continents and each of the oceans, on maps and globes
- **2.4(B)**
locate places, including the local community, Texas, the United States, the state capital, the U.S. capital, and the bordering countries of Canada and Mexico on maps and globes

PRINT

TEACHER EDITION

STUDENT EDITION

(SE)(Breakout(s)) and (Citation Type(s))

Update to Content Not Reviewed by SRP

Same as above.

Description of the specific location and hyperlink to the exact location of currently adopted content
In the left navigation panel of the Teacher Edition, click Week 20. Standards are listed at the top of the web page.

<https://online.studiesweekly.com/teacher/classrooms/888da0c4-aa4b-4d5d-b854-c2beeba131ff/publications/118/teacher-resources>

Description of the specific location and hyperlink to the exact location of the proposed new content
In the left navigation panel of the Teacher Edition, click Week 20. Standards are listed at the top of the page.

https://online.studiesweekly.com/teacher/classrooms/888da0c4-aa4b-4d5d-b854-c2beeba131ff/publications/570/teacher-resources?unit_id=2660

Screenshot of Currently Adopted Content

Insert a screenshot of your currently adopted content.

The screenshot shows the Teacher Edition interface. On the left is a blue navigation menu with a character icon at the top. The menu lists: Publication (Texas Studies Weekly--Connecting My Communities), Unit 1 (Community), Unit 2 (Government and Citizenship), Unit 3 (Geography), Week 17 (Map skills), Week 18 (Our World), Week 19 (Physical Characteristics of Places), Week 20 (Human Processes), Article 1 (Modifying the Environment), Article 2 (How Do We Use and Modify Our Environment...), Article 3 (Consequences), Activity 4 (Modifications in Your Community), Week 21 (Conservation), Unit 4 (Culture), and Unit 5 (Economics). On the right, there are two buttons: 'TEACHER EDITION' and 'STUDENT EDITION'. Below these are two sections: 'Vocabulary' and 'Standards'. The 'Vocabulary' section defines 'consequence' as something that happens because of something else and 'modify' as to make a change. The 'Standards' section lists several standards with their descriptions: 2.15A (Gather information about a topic using a variety of valid oral and visual sources such as interviews, music, pictures, maps, and artifacts.), 2.15B (Interpret oral, visual, and print material by sequencing, categorizing, identifying the main idea, predicting, comparing, and contrasting.), 2.16A (Describe the order of events by using designations of time periods such as historical and present times.), 2.16B (Apply vocabulary related to chronology, including past, present, and future.), 2.16D (Use social studies terminology correctly.), 2.16E (Express ideas orally based on knowledge and experiences.), 2.16F (Create written and visual material such as stories, maps, and graphic organizers to express ideas.), 2.5A (Identify ways in which people have modified the physical environment such as clearing land, building roads, using land for agriculture, and drilling for oil.), and 2.5B (Identify consequences of human modification of the physical environment.).

Screenshot of Proposed New Content

Insert a screenshot of your proposed new content.

Update to Content Not Reviewed by SRP

Need more resources?
Check out the Week, Unit, and Publication sections for comprehensive materials.

Week 20
Human Processes

Standards

- **2.15(A)**
Identify and state facts based on relevant
- **2.16(c)**
gather information about a topic using a variety of valid oral and visual sources such as interviews, music, pictures, maps, and artifacts
- **2.16(d)**
interpret oral, visual, and print material by sequencing, categorizing, identifying the main idea, predicting, comparing, and contrasting
- **2.16(A)**
describe the order of events by using designations of time periods such as historical and present times
- **2.16(a)**
apply vocabulary related to chronology, including past, present, and future
- **2.16(d)**
use social studies terminology correctly
- **2.16(e)**
Communicate information visually, orally, or in writing based on knowledge and experiences in social studies
- **2.16(f)**
create written and visual material such as stories, maps, and graphic organizers to express ideas
- **2.5(A)**
Identify ways in which people have modified the physical environment such as clearing land, building roads, using land for agriculture, and drilling for oil
- **2.5(a)**
Identify consequences of human modification of the physical environment

(SE)(Breakout(s)) and (Citation Type(s))

Same as above.

Description of the specific location and hyperlink to the exact location of currently adopted content

In the left navigation panel of the Teacher Edition, click Week 21. Standards are listed at the top of the web page.

<https://online.studiesweekly.com/teacher/classrooms/888da0c4-aa4b-4d5d-b854-c2beeba131ff/publications/118/teacher-resources>

Description of the specific location and hyperlink to the exact location of the proposed new content

In the left navigation panel of the Teacher Edition, click Week 21. Standards are listed at the top of the page.

https://online.studiesweekly.com/teacher/classrooms/888da0c4-aa4b-4d5d-b854-c2beeba131ff/publications/570/teacher-resources?unit_id=2660

Screenshot of Currently Adopted Content

Insert a screenshot of your currently adopted content.

Update to Content Not Reviewed by SRP

comprehensive materials.

Publication
Texas Studies Weekly—Connecting My Communities

- Unit 1
Community
- Unit 2
Government and Citizenship
- Unit 3
Geography
- Week 17
Map Skills
- Week 18
Our World
- Week 19
Physical Characteristics of Places
- Week 20
Human Processes
- Week 21
Conservation
 - Article 1
Conserve and Replenish
 - Article 2
Conserving Earth's Resources
 - Article 3
Conserve or Replenish?
- Unit 4
Culture
- Unit 5
Economics

- Vocabulary
- Standards
- Week Storyline
- Teacher Background Knowledge
- Curriculum Notes
- Weekly Assessment PDF

TEACHER EDITION
STUDENT EDITION

Vocabulary

conserve to use something carefully and not waste it
replenish to replace
resources things we can use

Standards

- **2.15A**
Gather information about a topic using a variety of valid oral and visual sources such as interviews, music, pictures, maps, and artifacts.
- **2.15B**
Interpret oral, visual, and print material by sequencing, categorizing, identifying the main idea, predicting, comparing, and contrasting.
- **2.16D**
Use social studies terminology correctly.
- **2.16E**
Express ideas orally based on knowledge and experiences.
- **2.16F**
Create written and visual material such as stories, maps, and graphic organizers to express ideas.
- **2.17A**
Use problem-solving and decision-making processes to identify a problem, gather information, list and consider options, consider advantages and disadvantages, choose and implement a solution, and evaluate the effectiveness of the solution.
- **2.5C**
Identify ways people can conserve and replenish Earth's resources.

Screenshot of Proposed New Content

Insert a screenshot of your proposed new content.

Need more resources?
Check out the Week, Unit, and Publication sections for comprehensive materials.

Week 21
Conservation

Standards

- Standards
- Week Storyline
- Teacher Background Knowledge
- Curriculum Notes
- Weekly Assessment PDF

TEACHER EDITION
STUDENT EDITION

Standards

- **2.15(A)**
Identify and state facts based on relevant
- **2.15(C)**
gather information about a topic using a variety of valid oral and visual sources such as interviews, music, pictures, maps, and artifacts
- **2.15(D)**
Interpret oral, visual, and print material by sequencing, categorizing, identifying the main idea, predicting, comparing, and contrasting
- **2.16(D)**
use social studies terminology correctly
- **2.16(E)**
Communicate information visually, orally, or in writing based on knowledge and experiences in social studies
- **2.16(F)**
create written and visual material such as stories, maps, and graphic organizers to express ideas
- **2.17(B)**
use problem-solving and decision-making processes to identify a problem, gather information, list and consider options, consider advantages and disadvantages, choose and implement a solution, and evaluate the effectiveness of the solution
- **2.5(C)**
Identify ways people can conserve and replenish Earth's resources

(SE)(Breakout(s)) and (Citation Type(s))

Same as above.

Description of the specific location and hyperlink to the exact location of currently adopted content

In the left navigation panel of the Teacher Edition, click Unit 4. Standards are listed at the top of the web page.

<https://online.studiesweekly.com/teacher/classrooms/888da0c4-aa4b-4d5d-b854-c2beeba131ff/publications/118/teacher-resources>

Description of the specific location and hyperlink to the exact location of the proposed new content

Update to Content Not Reviewed by SRP

In the left navigation panel of the Teacher Edition, click Unit 4. Standards are listed at the top of the page.

https://online.studiesweekly.com/teacher/classrooms/888da0c4-aa4b-4d5d-b854-c2beebea131ff/publications/570/teacher-resources?unit_id=2660

Screenshot of Currently Adopted Content

Insert a screenshot of your currently adopted content.

The screenshot shows the Teacher Edition interface. On the left, a navigation panel lists various sections: Publication (Texas Studies Weekly—Connecting My Communities), Unit 1 (Community), Unit 2 (Government and Citizenship), Unit 3 (Geography), Unit 4 (Culture), Week 22 (Culture), Week 23 (Texas Culture and Celebrations), and Unit 5 (Economics). Unit 4 is highlighted. On the right, a 'Standards' section lists the following standards:

- **2.12A**
Identify the significance of various ethnic and/or cultural celebrations.
- **2.12B**
Compare ethnic and/or cultural celebrations.
- **2.15A**
Gather information about a topic using a variety of valid oral and visual sources such as interviews, music, pictures, maps, and artifacts.
- **2.15B**
Interpret oral, visual, and print material by sequencing, categorizing, identifying the main idea, predicting, comparing, and contrasting.
- **2.16D**
Use social studies terminology correctly.
- **2.16E**
Express ideas orally based on knowledge and experiences.
- **2.16F**
Create written and visual material such as stories, maps, and graphic organizers to express ideas.

At the bottom right of the standards list, there is a button that says 'Need more resources?'.

Screenshot of Proposed New Content

Insert a screenshot of your proposed new content.

The screenshot shows the Teacher Edition interface. On the left, a navigation panel lists various sections: Publication (Texas Studies Weekly—Connecting My Communities), Unit 1 (Community), Unit 2 (Government and Citizenship), Unit 3 (Geography), Unit 4 (Culture), Week 22 (Culture), Week 23 (Texas Culture and Celebrations), Unit 5 (Economics), and Unit 6 (History). Unit 4 is highlighted. On the right, a 'Standards' section lists the following standards:

- **2.12(A)**
Identify the significance of various ethnic and/or cultural celebrations
- **2.12(B)**
compare ethnic and/or cultural celebrations
- **2.15(A)**
Identify and state facts based on relevant
- **2.15(C)**
gather information about a topic using a variety of valid oral and visual sources such as interviews, music, pictures, maps, and artifacts
- **2.15(D)**
Interpret oral, visual, and print material by sequencing, categorizing, identifying the main idea, predicting, comparing, and contrasting
- **2.16(D)**
use social studies terminology correctly
- **2.16(E)**
Communicate information visually, orally, or in writing based on knowledge and experiences in social studies
- **2.16(F)**
create written and visual material such as stories, maps, and graphic organizers to express ideas

At the top right of the standards list, there is a 'PRINT' button. At the bottom left of the standards list, there is a button that says 'Need more resources?'.

(SE)(Breakout(s)) and (Citation Type(s))

Same as above.

Description of the specific location and hyperlink to the exact location of currently adopted content

In the left navigation panel of the Teacher Edition, click Week 22. Standards are listed at the top of the web page.

<https://online.studiesweekly.com/teacher/classrooms/888da0c4-aa4b-4d5d-b854-c2beebea131ff/publications/118/teacher-resources>

Description of the specific location and hyperlink to the exact location of the proposed new content

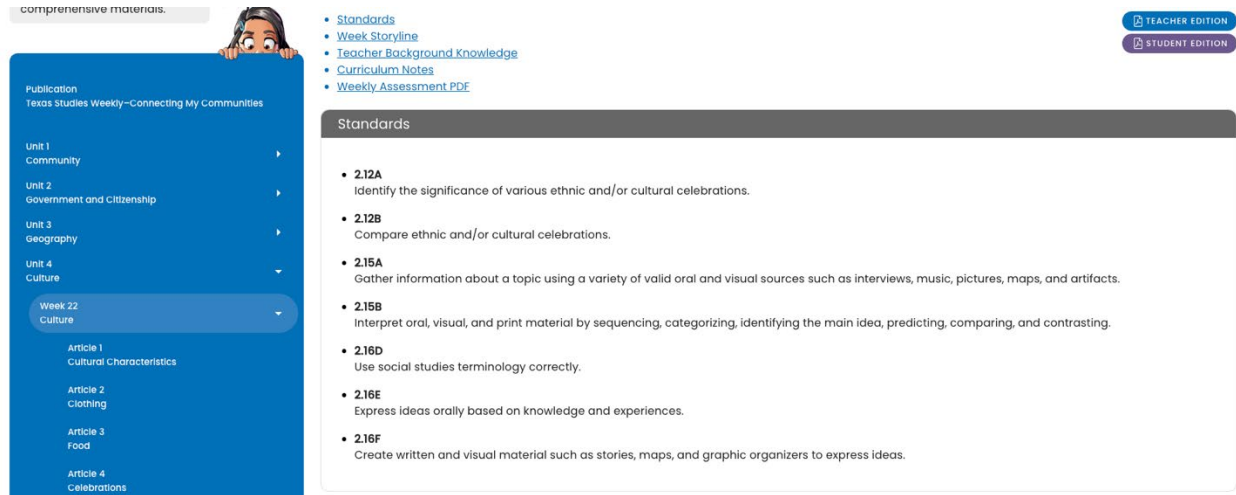
In the left navigation panel of the Teacher Edition, click Week 22. Standards are listed at the top of the page.

Update to Content Not Reviewed by SRP

https://online.studiesweekly.com/teacher/classrooms/888da0c4-aa4b-4d5d-b854-c2beeba131ff/publications/570/teacher-resources?unit_id=2660

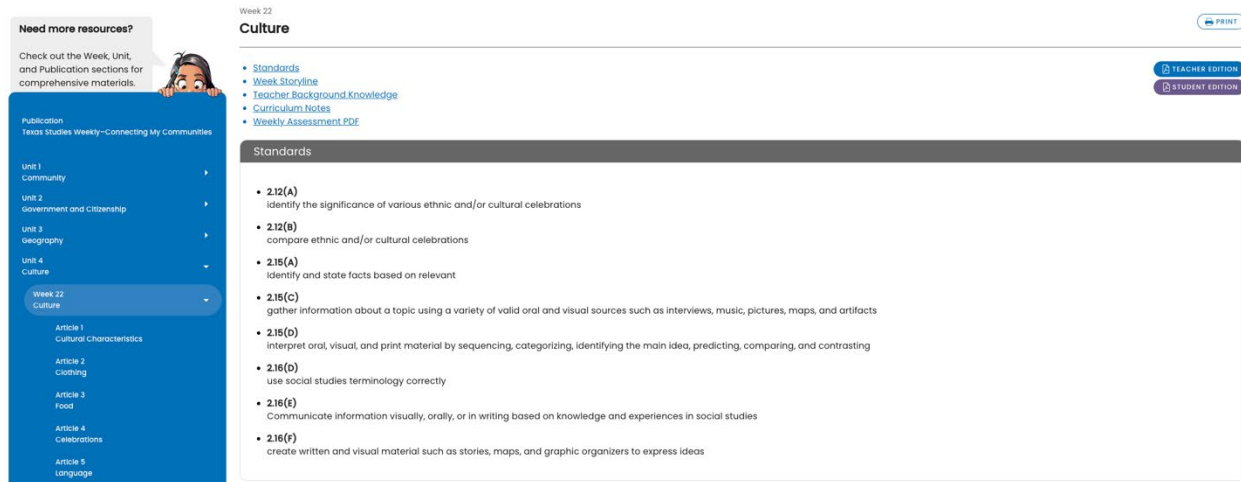
Screenshot of Currently Adopted Content

Insert a screenshot of your currently adopted content.



Screenshot of Proposed New Content

Insert a screenshot of your proposed new content.



(SE)(Breakout(s)) and (Citation Type(s))

Same as above.

Description of the specific location and hyperlink to the exact location of currently adopted content
In the left navigation panel of the Teacher Edition, click Week 23. Standards are listed at the top of the web page.

<https://online.studiesweekly.com/teacher/classrooms/888da0c4-aa4b-4d5d-b854-c2beeba131ff/publications/118/teacher-resources>

Update to Content Not Reviewed by SRP

Description of the specific location and hyperlink to the exact location of the proposed new content
In the left navigation panel of the Teacher Edition, click Week 23. Standards are listed at the top of the page.

https://online.studiesweekly.com/teacher/classrooms/888da0c4-aa4b-4d5d-b854-c2beebea131ff/publications/570/teacher-resources?unit_id=2660

Screenshot of Currently Adopted Content

Insert a screenshot of your currently adopted content.

comprehensive materials.

Standards

- **2.12A**
Identify the significance of various ethnic and/or cultural celebrations.
- **2.12B**
Compare ethnic and/or cultural celebrations.
- **2.15A**
Gather information about a topic using a variety of valid oral and visual sources such as interviews, music, pictures, maps, and artifacts.
- **2.15B**
Interpret oral, visual, and print material by sequencing, categorizing, identifying the main idea, predicting, comparing, and contrasting.
- **2.16D**
Use social studies terminology correctly.
- **2.16E**
Express ideas orally based on knowledge and experiences.
- **2.16F**
Create written and visual material such as stories, maps, and graphic organizers to express ideas.

Screenshot of Proposed New Content

Insert a screenshot of your proposed new content.

Need more resources?
Check out the Week, Unit, and Publication sections for comprehensive materials.

Week 23
Texas Culture and Celebrations

Standards

- **2.12(A)**
Identify the significance of various ethnic and/or cultural celebrations
- **2.12(B)**
compare ethnic and/or cultural celebrations
- **2.15(A)**
Identify and state facts based on relevant
- **2.15(C)**
gather information about a topic using a variety of valid oral and visual sources such as interviews, music, pictures, maps, and artifacts
- **2.16(D)**
Interpret oral, visual, and print material by sequencing, categorizing, identifying the main idea, predicting, comparing, and contrasting
- **2.16(D)**
use social studies terminology correctly
- **2.16(E)**
Communicate information visually, orally, or in writing based on knowledge and experiences in social studies
- **2.16(F)**
create written and visual material such as stories, maps, and graphic organizers to express ideas

(SE)(Breakout(s)) and (Citation Type(s))

Same as above.

Description of the specific location and hyperlink to the exact location of currently adopted content

In the left navigation panel of the Teacher Edition, click Unit 5. Standards are listed at the top of the web page.

Update to Content Not Reviewed by SRP

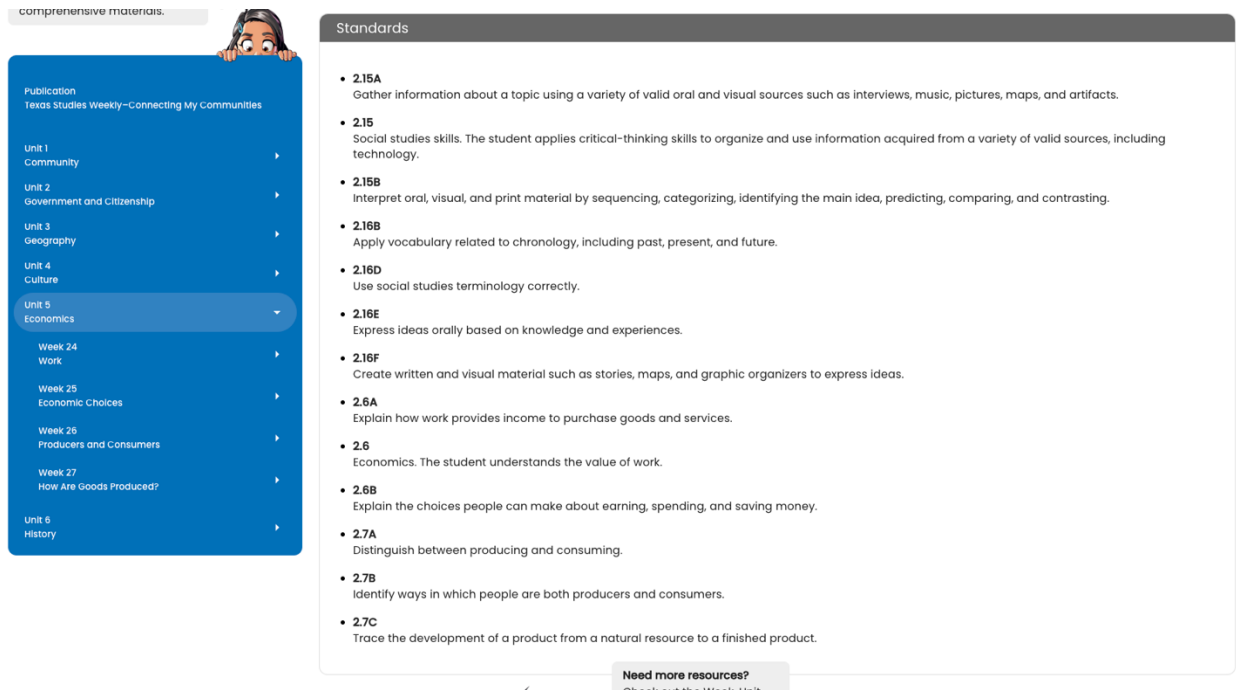
<https://online.studiesweekly.com/teacher/classrooms/888da0c4-aa4b-4d5d-b854-c2beeba131ff/publications/118/teacher-resources>

Description of the specific location and hyperlink to the exact location of the proposed new content
In the left navigation panel of the Teacher Edition, click Unit 5. Standards are listed at the top of the page.

https://online.studiesweekly.com/teacher/classrooms/888da0c4-aa4b-4d5d-b854-c2beeba131ff/publications/570/teacher-resources?unit_id=2660

Screenshot of Currently Adopted Content

Insert a screenshot of your currently adopted content.



Screenshot of Proposed New Content

Insert a screenshot of your proposed new content.

Update to Content Not Reviewed by SRP

Unit 5
Economics PRINT

Standards

- **2.15(A)**
Identify and state facts based on relevant
- **2.15(C)**
gather information about a topic using a variety of valid oral and visual sources such as interviews, music, pictures, maps, and artifacts
- **2.15(D)**
interpret oral, visual, and print material by sequencing, categorizing, identifying the main idea, predicting, comparing, and contrasting
- **2.16(A)**
apply vocabulary related to chronology, including past, present, and future
- **2.16(B)**
use social studies terminology correctly
- **2.16(E)**
Communicate information visually, orally, or in writing based on knowledge and experiences in social studies
- **2.16(F)**
create written and visual material such as stories, maps, and graphic organizers to express ideas
- **2.6(A)**
explain how work provides income to purchase goods and service
- **2.6(B)**
explain the choices people can make about earning, spending, and saving money
- **2.7(A)**
distinguish between producing and consuming
- **2.7(B)**
Identify ways in which people are both producers and consumers
- **2.7(C)**
trace the development of a product from a natural resource to a finished product

(SE)(Breakout(s)) and (Citation Type(s))

Same as above.

Description of the specific location and hyperlink to the exact location of currently adopted content

In the left navigation panel of the Teacher Edition, click Week 24. Standards are listed at the top of the web page.

<https://online.studiesweekly.com/teacher/classrooms/888da0c4-aa4b-4d5d-b854-c2beeba131ff/publications/118/teacher-resources>

Description of the specific location and hyperlink to the exact location of the proposed new content

In the left navigation panel of the Teacher Edition, click Week 24. Standards are listed at the top of the page.

https://online.studiesweekly.com/teacher/classrooms/888da0c4-aa4b-4d5d-b854-c2beeba131ff/publications/570/teacher-resources?unit_id=2660

Screenshot of Currently Adopted Content

Insert a screenshot of your currently adopted content.

Update to Content Not Reviewed by SRP

Comprehensive Materials.

Publication
Texas Studies Weekly—Connecting My Communities

Unit 1
Community

Unit 2
Government and Citizenship

Unit 3
Geography

Unit 4
Culture

Unit 5
Economics

Week 24
Work

Article 1
Why Do We Work?

Article 2
Goods

Article 3
Services

Article 4
Natural Resources and Jobs

Article 5
Agriculture

Article 6
Manufacturing

Article 7

Vocabulary

agriculture farming
goods things that are made for people to buy and use
manufacturing creating goods in factories
oil everyone who works with oil
service work that one person does for someone else
tourism taking care of people who travel for fun

Standards

- **2.15A**
Gather information about a topic using a variety of valid oral and visual sources such as interviews, music, pictures, maps, and artifacts.
- **2.15B**
Interpret oral, visual, and print material by sequencing, categorizing, identifying the main idea, predicting, comparing, and contrasting.
- **2.16D**
Use social studies terminology correctly.
- **2.16E**
Express ideas orally based on knowledge and experiences.
- **2.16F**
Create written and visual material such as stories, maps, and graphic organizers to express ideas.
- **2.6A**
Explain how work provides income to purchase goods and services.

Screenshot of Proposed New Content

Insert a screenshot of your proposed new content.

Need more resources?
Check out the Week, Unit, and Publication sections for comprehensive materials.

Publication
Texas Studies Weekly—Connecting My Communities

Unit 1
Community

Unit 2
Government and Citizenship

Unit 3
Geography

Unit 4
Culture

Unit 5
Economics

Week 24
Work

Article 1
Why Do We Work?

Article 2
Goods

Article 3
Services

Standards

- **2.15(A)**
Identify and state facts based on relevant
- **2.15(c)**
gather information about a topic using a variety of valid oral and visual sources such as interviews, music, pictures, maps, and artifacts
- **2.15(p)**
Interpret oral, visual, and print material by sequencing, categorizing, identifying the main idea, predicting, comparing, and contrasting
- **2.16(p)**
use social studies terminology correctly
- **2.16(t)**
Communicate information visually, orally, or in writing based on knowledge and experiences in social studies
- **2.16(f)**
create written and visual material such as stories, maps, and graphic organizers to express ideas
- **2.6(A)**
explain how work provides income to purchase goods and service

(SE)(Breakout(s)) and (Citation Type(s))

Same as above.

Description of the specific location and hyperlink to the exact location of currently adopted content

In the left navigation panel of the Teacher Edition, click Week 25. Standards are listed at the top of the web page.

<https://online.studiesweekly.com/teacher/classrooms/888da0c4-aa4b-4d5d-b854-c2beeba131ff/publications/118/teacher-resources>

Description of the specific location and hyperlink to the exact location of the proposed new content

In the left navigation panel of the Teacher Edition, click Week 25. Standards are listed at the top of the page.

Update to Content Not Reviewed by SRP

https://online.studiesweekly.com/teacher/classrooms/888da0c4-aa4b-4d5d-b854-c2beeba131ff/publications/570/teacher-resources?unit_id=2660

Screenshot of Currently Adopted Content

Insert a screenshot of your currently adopted content.

The screenshot displays the 'Economic Choices' page for Week 25. On the left is a blue navigation sidebar with a tree view: Publication (Texas Studies Weekly--Connecting My Communities), Unit 1 (Community), Unit 2 (Government and Citizenship), Unit 3 (geography), Unit 4 (Culture), Unit 5 (Economics), Week 24 (Work), and Week 25 (Economic Choices). Under Week 25, there are five articles: Article 1 (Work), Article 2 (Earning Money), Article 3 (Spending), Article 4 (Saving), and Article 5 (Donating). The main content area is divided into two sections: 'Vocabulary' and 'Standards'. The 'Vocabulary' section lists: donating (giving part of what you have to others), earning (getting money as payment for working), income (money people earn doing work), saving (keeping some of your money for the future), spending (paying money for goods or services), and work (something we do that produces a good or service). The 'Standards' section lists: 2.15A (Gather information about a topic using a variety of valid oral and visual sources such as interviews, music, pictures, maps, and artifacts), 2.15B (Interpret oral, visual, and print material by sequencing, categorizing, identifying the main idea, predicting, comparing, and contrasting), 2.18D (Use social studies terminology correctly), 2.18E (Express ideas orally based on knowledge and experiences), 2.6A (Explain how work provides income to purchase goods and services), and 2.6B (Explain the choices people can make about earning, spending, and saving money). A 'Need more resources?' callout box is visible at the top left, and 'TEACHER EDITION' and 'STUDENT EDITION' buttons are at the top right.

Screenshot of Proposed New Content

Insert a screenshot of your proposed new content.

This screenshot shows the 'Economic Choices' page for Week 25, which is the same page as the one above. However, the 'Standards' section is updated with the following list: 2.15(A) (Identify and state facts based on relevant), 2.15(C) (gather information about a topic using a variety of valid oral and visual sources such as interviews, music, pictures, maps, and artifacts), 2.15(D) (Interpret oral, visual, and print material by sequencing, categorizing, identifying the main idea, predicting, comparing, and contrasting), 2.16(D) (use social studies terminology correctly), 2.16(E) (Communicate information visually, orally, or in writing based on knowledge and experiences in social studies), 2.16(F) (create written and visual material such as stories, maps, and graphic organizers to express ideas), 2.6(A) (explain how work provides income to purchase goods and service), and 2.6(D) (explain the choices people can make about earning, spending, and saving money). The rest of the page, including the navigation sidebar and callouts, remains identical to the previous screenshot.

(SE)(Breakout(s)) and (Citation Type(s))

Same as above.

Description of the specific location and hyperlink to the exact location of currently adopted content

In the left navigation panel of the Teacher Edition, click Week 26. Standards are listed at the top of the

Update to Content Not Reviewed by SRP

web page.

<https://online.studiesweekly.com/teacher/classrooms/888da0c4-aa4b-4d5d-b854-c2beebea131ff/publications/118/teacher-resources>

Description of the specific location and hyperlink to the exact location of the proposed new content

In the left navigation panel of the Teacher Edition, click Week 26. Standards are listed at the top of the page.

https://online.studiesweekly.com/teacher/classrooms/888da0c4-aa4b-4d5d-b854-c2beebea131ff/publications/570/teacher-resources?unit_id=2660

Screenshot of Currently Adopted Content

Insert a screenshot of your currently adopted content.

The screenshot shows the Teacher Edition interface. On the left is a blue navigation menu with the following items: Publication (Texas Studies Weekly—Connecting My Communities), Unit 1 (Community), Unit 2 (Government and Citizenship), Unit 3 (Geography), Unit 4 (Culture), Unit 5 (Economics), Week 24 (Work), Week 25 (Economic Choices), Week 26 (Producers and Consumers), and Article 1 (Markets). The 'Week 26' item is highlighted. On the right, the 'Standards' section is displayed, listing the following standards:

- **2.15A**
Gather information about a topic using a variety of valid oral and visual sources such as interviews, music, pictures, maps, and artifacts.
- **2.15B**
Interpret oral, visual, and print material by sequencing, categorizing, identifying the main idea, predicting, comparing, and contrasting.
- **2.16D**
Use social studies terminology correctly.
- **2.16E**
Express ideas orally based on knowledge and experiences.
- **2.16F**
Create written and visual material such as stories, maps, and graphic organizers to express ideas.
- **2.7A**
Distinguish between producing and consuming.
- **2.7B**
Identify ways in which people are both producers and consumers.

Screenshot of Proposed New Content

Insert a screenshot of your proposed new content.

The screenshot shows the Teacher Edition interface. On the left is a blue navigation menu with the following items: Publication (Texas Studies Weekly—Connecting My Communities), Unit 1 (Community), Unit 2 (Government and Citizenship), Unit 3 (Geography), Unit 4 (Culture), Unit 5 (Economics), Week 24 (Work), Week 25 (Economic Choices), Week 26 (Producers and Consumers), Article 1 (Markets), and Article 2 (Producers). The 'Week 26' item is highlighted. On the right, the 'Standards' section is displayed, listing the following standards:

- **2.15(A)**
Identify and state facts based on relevant
- **2.15(C)**
gather information about a topic using a variety of valid oral and visual sources such as interviews, music, pictures, maps, and artifacts
- **2.15(D)**
Interpret oral, visual, and print material by sequencing, categorizing, identifying the main idea, predicting, comparing, and contrasting
- **2.16(D)**
use social studies terminology correctly
- **2.16(E)**
Communicate information visually, orally, or in writing based on knowledge and experiences in social studies
- **2.16(F)**
create written and visual material such as stories, maps, and graphic organizers to express ideas
- **2.7(A)**
distinguish between producing and consuming
- **2.7(B)**
Identify ways in which people are both producers and consumers

(SE)(Breakout(s)) and (Citation Type(s))

Same as above.

Update to Content Not Reviewed by SRP

Description of the specific location and hyperlink to the exact location of currently adopted content

In the left navigation panel of the Teacher Edition, click Week 27. Standards are listed at the top of the web page.

<https://online.studiesweekly.com/teacher/classrooms/888da0c4-aa4b-4d5d-b854-c2beeba131ff/publications/118/teacher-resources>

Description of the specific location and hyperlink to the exact location of the proposed new content

In the left navigation panel of the Teacher Edition, click Week 27. Standards are listed at the top of the page.

https://online.studiesweekly.com/teacher/classrooms/888da0c4-aa4b-4d5d-b854-c2beeba131ff/publications/570/teacher-resources?unit_id=2660

Screenshot of Currently Adopted Content

Insert a screenshot of your currently adopted content.

The screenshot shows the online studies weekly teacher edition interface. On the left is a blue navigation panel with a list of units and weeks. Unit 5, Economics, is expanded to show Week 27, 'How Are Goods Produced?'. Below this are three articles: 'How Are Goods Produced?', 'Glass from Sand?', and 'Glassblowing'. On the right, there are two tabs: 'TEACHER EDITION' (selected) and 'STUDENT EDITION'. Below the tabs is a list of links: Vocabulary, Standards, Week Storyline, Teacher Background Knowledge, Curriculum Notes, and Weekly Assessment PDF. The 'Vocabulary' section is active, showing the definition of 'natural resource' as something found in nature that humans use, and 'product' as the end result of something made for a purpose. Below this is the 'Standards' section, which lists several standards: 2.15A (Gather information about a topic using a variety of valid oral and visual sources such as interviews, music, pictures, maps, and artifacts), 2.15B (Interpret oral, visual, and print material by sequencing, categorizing, identifying the main idea, predicting, comparing, and contrasting), 2.16B (Apply vocabulary related to chronology, including past, present, and future), 2.16D (Use social studies terminology correctly), 2.16E (Express ideas orally based on knowledge and experiences), 2.16F (Create written and visual material such as stories, maps, and graphic organizers to express ideas), and 2.7C (Trace the development of a product from a natural resource to a finished product).

Screenshot of Proposed New Content

Insert a screenshot of your proposed new content.

Update to Content Not Reviewed by SRP

Need more resources?
Check out the Week, Unit, and Publication sections for comprehensive materials.

Week 27
How Are Goods Produced?

Standards

- **2.15(A)**
Identify and state facts based on relevant
- **2.15(C)**
gather information about a topic using a variety of valid oral and visual sources such as interviews, music, pictures, maps, and artifacts
- **2.15(D)**
Interpret oral, visual, and print material by sequencing, categorizing, identifying the main idea, predicting, comparing, and contrasting
- **2.16(A)**
apply vocabulary related to chronology, including past, present, and future
- **2.16(D)**
use social studies terminology correctly
- **2.16(E)**
Communicate information visually, orally, or in writing based on knowledge and experiences in social studies
- **2.16(F)**
create written and visual material such as stories, maps, and graphic organizers to express ideas
- **2.7(C)**
trace the development of a product from a natural resource to a finished product

(SE)(Breakout(s)) and (Citation Type(s))

Same as above.

Description of the specific location and hyperlink to the exact location of currently adopted content

In the left navigation panel of the Teacher Edition, click Unit 6. Standards are listed at the top of the web page.

<https://online.studiesweekly.com/teacher/classrooms/888da0c4-aa4b-4d5d-b854-c2beeba131ff/publications/118/teacher-resources>

Description of the specific location and hyperlink to the exact location of the proposed new content

In the left navigation panel of the Teacher Edition, click Unit 6. Standards are listed at the top of the page.

https://online.studiesweekly.com/teacher/classrooms/888da0c4-aa4b-4d5d-b854-c2beeba131ff/publications/570/teacher-resources?unit_id=2660

Screenshot of Currently Adopted Content

Insert a screenshot of your currently adopted content.

Update to Content Not Reviewed by SRP

Comprehensive materials.

Publication
Texas Studies Weekly—Connecting My Communities

- Unit 1
Community
- Unit 2
Government and Citizenship
- Unit 3
Geography
- Unit 4
Culture
- Unit 5
Economics
- Unit 6
History
- Week 28
Sequencing and Chronology
- Week 29
Communication
- Week 30
Transportation
- Week 31
Recreation
- Week 32
Individualism and Inventiveness

Standards

- **2.13A**
Describe how science and technology have affected communication, transportation, and recreation.
- **2.13B**
Explain how science and technology have affected the ways in which people meet basic needs.
- **2.14A**
Identify individuals who have exhibited individualism and inventiveness such as Amelia Earhart and George Washington Carver.
- **2.15A**
Gather information about a topic using a variety of valid oral and visual sources such as interviews, music, pictures, maps, and artifacts.
- **2.15B**
Interpret oral, visual, and print material by sequencing, categorizing, identifying the main idea, predicting, comparing, and contrasting.
- **2.16A**
Describe the order of events by using designations of time periods such as historical and present times.
- **2.16B**
Apply vocabulary related to chronology, including past, present, and future.
- **2.16C**
Create and interpret timelines for events in the past and present.
- **2.16D**
Use social studies terminology correctly.
- **2.16E**
Express ideas orally based on knowledge and experiences.
- **2.16F**
Create written and visual material such as stories, maps, and graphic organizers to express ideas.

Need more resources?

Screenshot of Proposed New Content
Insert a screenshot of your proposed new content.

Need more resources?
Check out the Week, Unit, and Publication sections for comprehensive materials.

Publication
Texas Studies Weekly—Connecting My Communities

- Unit 1
Community
- Unit 2
Government and Citizenship
- Unit 3
Geography
- Unit 4
Culture
- Unit 5
Economics
- Unit 6
History
- Week 28
Sequencing and Chronology
- Week 29
Communication
- Week 30
Transportation
- Week 31
Recreation
- Week 32
Individualism and Inventiveness

UNIT 6
History

Standards

- **2.13(A)**
describe how science and technology have affected communication, transportation, and recreation
- **2.13(B)**
explain how science and technology have affected the ways in which people meet basic needs
- **2.14(A)**
Identify individuals who have exhibited individualism and inventiveness such as Amelia Earhart and George Washington Carver
- **2.15(A)**
Identify and state facts based on relevant
- **2.15(C)**
gather information about a topic using a variety of valid oral and visual sources such as interviews, music, pictures, maps, and artifacts
- **2.15(D)**
Interpret oral, visual, and print material by sequencing, categorizing, identifying the main idea, predicting, comparing, and contrasting
- **2.16(A)**
describe the order of events by using designations of time periods such as historical and present times
- **2.16(B)**
apply vocabulary related to chronology, including past, present, and future
- **2.16(C)**
create and interpret timelines for events in the past and present
- **2.16(D)**
use social studies terminology correctly
- **2.16(E)**
Communicate information visually, orally, or in writing based on knowledge and experiences in social studies
- **2.16(F)**
create written and visual material such as stories, maps, and graphic organizers to express ideas

PRINT

(SE)(Breakout(s)) and (Citation Type(s))

Same as above.

Description of the specific location and hyperlink to the exact location of currently adopted content

In the left navigation panel of the Teacher Edition, click Week 28. Standards are listed at the top of the web page.

<https://online.studiesweekly.com/teacher/classrooms/888da0c4-aa4b-4d5d-b854-c2beeba131ff/publications/118/teacher-resources>

Description of the specific location and hyperlink to the exact location of the proposed new content

In the left navigation panel of the Teacher Edition, click Week 28. Standards are listed at the top of the

Update to Content Not Reviewed by SRP

page.

https://online.studiesweekly.com/teacher/classrooms/888da0c4-aa4b-4d5d-b854-c2beeba131ff/publications/570/teacher-resources?unit_id=2660

Screenshot of Currently Adopted Content

Insert a screenshot of your currently adopted content.

The screenshot shows a navigation menu on the left with 'Week 28 Sequencing and Chronology' selected. The main content area is divided into two sections: 'Vocabulary' and 'Standards'. The 'Vocabulary' section defines 'chronological' as putting events in the order they happened and 'timeline' as showing events and dates in order. The 'Standards' section lists several standards including 2.15A, 2.15B, 2.16A, 2.16B, 2.16C, 2.16D, 2.16E, and 2.16F, each with a brief description of the skill or knowledge required.

Screenshot of Proposed New Content

Insert a screenshot of your proposed new content.

The screenshot shows the same navigation menu as the previous page, but the main content area is updated with 'Proposed New Content'. The 'Standards' section now includes sub-letters in parentheses, such as 2.15(A), 2.15(C), 2.15(D), 2.16(A), 2.16(B), 2.16(C), 2.16(D), 2.16(E), and 2.16(F), indicating more specific or updated standards.

(SE)(Breakout(s)) and (Citation Type(s))

Same as above.

Update to Content Not Reviewed by SRP

Description of the specific location and hyperlink to the exact location of currently adopted content

In the left navigation panel of the Teacher Edition, click Week 29. Standards are listed at the top of the web page.

<https://online.studiesweekly.com/teacher/classrooms/888da0c4-aa4b-4d5d-b854-c2beeba131ff/publications/118/teacher-resources>

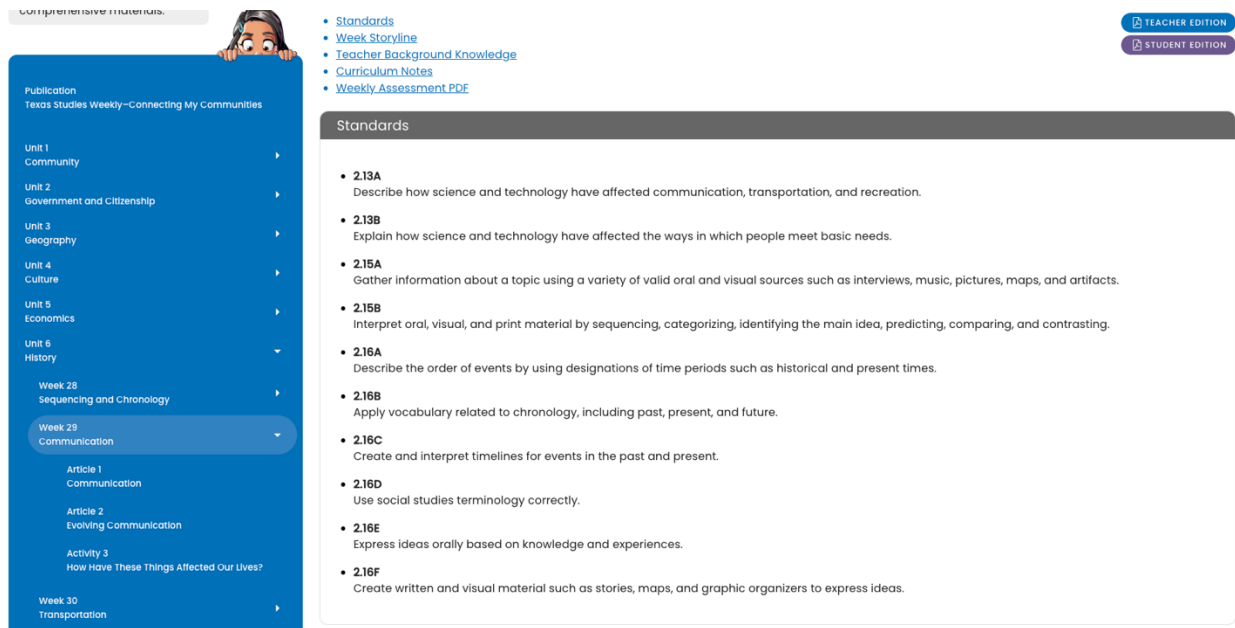
Description of the specific location and hyperlink to the exact location of the proposed new content

In the left navigation panel of the Teacher Edition, click Week 29. Standards are listed at the top of the page.

https://online.studiesweekly.com/teacher/classrooms/888da0c4-aa4b-4d5d-b854-c2beeba131ff/publications/570/teacher-resources?unit_id=2660

Screenshot of Currently Adopted Content

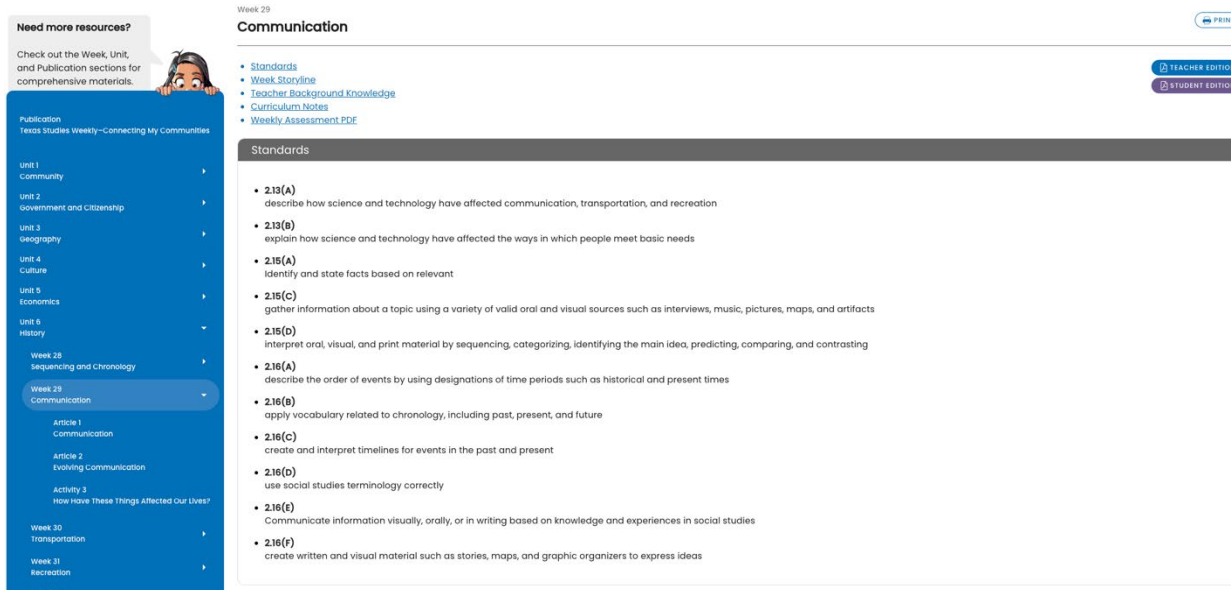
Insert a screenshot of your currently adopted content.



Screenshot of Proposed New Content

Insert a screenshot of your proposed new content.

Update to Content Not Reviewed by SRP



(SE)(Breakout(s)) and (Citation Type(s))

Same as above.

Description of the specific location and hyperlink to the exact location of currently adopted content

In the left navigation panel of the Teacher Edition, click Week 30. Standards are listed at the top of the web page.

<https://online.studiesweekly.com/teacher/classrooms/888da0c4-aa4b-4d5d-b854-c2beeba131ff/publications/118/teacher-resources>

Description of the specific location and hyperlink to the exact location of the proposed new content

In the left navigation panel of the Teacher Edition, click Week 30. Standards are listed at the top of the page.

https://online.studiesweekly.com/teacher/classrooms/888da0c4-aa4b-4d5d-b854-c2beeba131ff/publications/570/teacher-resources?unit_id=2660

Screenshot of Currently Adopted Content

Insert a screenshot of your currently adopted content.

Update to Content Not Reviewed by SRP

Comprehensive Materials.

Publication
Texas Studies Weekly—Connecting My Communities

- Unit 1
Community
- Unit 2
Government and Citizenship
- Unit 3
Geography
- Unit 4
Culture
- Unit 5
Economics
- Unit 6
History
- Week 28
Sequencing and Chronology
- Week 29
Communication
- Week 30
Transportation
- Article 1
Transportation
- Article 2
Transportation Timeline
- Article 3
Space Technology

Standards

- **2.13A**
Describe how science and technology have affected communication, transportation, and recreation.
- **2.13B**
Explain how science and technology have affected the ways in which people meet basic needs.
- **2.15A**
Gather information about a topic using a variety of valid oral and visual sources such as interviews, music, pictures, maps, and artifacts.
- **2.15B**
Interpret oral, visual, and print material by sequencing, categorizing, identifying the main idea, predicting, comparing, and contrasting.
- **2.16A**
Describe the order of events by using designations of time periods such as historical and present times.
- **2.16B**
Apply vocabulary related to chronology, including past, present, and future.
- **2.16C**
Create and interpret timelines for events in the past and present.
- **2.16D**
Use social studies terminology correctly.
- **2.16E**
Express ideas orally based on knowledge and experiences.
- **2.16F**
Create written and visual material such as stories, maps, and graphic organizers to express ideas.

Screenshot of Proposed New Content
Insert a screenshot of your proposed new content.

Need more resources?
Check out the Week, Unit, and Publication sections for comprehensive materials.

Week 30
Transportation

Standards

- **2.13(A)**
describe how science and technology have affected communication, transportation, and recreation
- **2.13(B)**
explain how science and technology have affected the ways in which people meet basic needs
- **2.15(A)**
Identify and state facts based on relevant
- **2.15(C)**
gather information about a topic using a variety of valid oral and visual sources such as interviews, music, pictures, maps, and artifacts
- **2.15(D)**
Interpret oral, visual, and print material by sequencing, categorizing, identifying the main idea, predicting, comparing, and contrasting
- **2.16(A)**
describe the order of events by using designations of time periods such as historical and present times
- **2.16(B)**
apply vocabulary related to chronology, including past, present, and future
- **2.16(C)**
create and interpret timelines for events in the past and present
- **2.16(D)**
use social studies terminology correctly
- **2.16(E)**
Communicate information visually, orally, or in writing based on knowledge and experiences in social studies
- **2.16(F)**
create written and visual material such as stories, maps, and graphic organizers to express ideas

(SE)(Breakout(s)) and (Citation Type(s))
Same as above.

Description of the specific location and hyperlink to the exact location of currently adopted content
In the left navigation panel of the Teacher Edition, click Week 31. Standards are listed at the top of the web page.

<https://online.studiesweekly.com/teacher/classrooms/888da0c4-aa4b-4d5d-b854-c2beeba131ff/publications/118/teacher-resources>

Update to Content Not Reviewed by SRP

Description of the specific location and hyperlink to the exact location of the proposed new content
In the left navigation panel of the Teacher Edition, click Week 31. Standards are listed at the top of the page.

https://online.studiesweekly.com/teacher/classrooms/888da0c4-aa4b-4d5d-b854-c2beeba131ff/publications/570/teacher-resources?unit_id=2660

Screenshot of Currently Adopted Content

Insert a screenshot of your currently adopted content.

This screenshot shows the Teacher Edition interface. On the left is a blue navigation menu with the following items: Unit 1 Community, Unit 2 Government and Citizenship, Unit 3 Geography, Unit 4 Culture, Unit 5 Economics, Unit 6 History, Week 28 Sequencing and Chronology, Week 29 Communication, Week 30 Transportation, and Week 31 Recreation (highlighted). Below Week 31 are Article 1 Recreation and Article 2 Boating. On the right, the Standards section for Week 31 Recreation is displayed, listing the following standards:

- 2.13A** Describe how science and technology have affected communication, transportation, and recreation.
- 2.13B** Explain how science and technology have affected the ways in which people meet basic needs.
- 2.15A** Gather information about a topic using a variety of valid oral and visual sources such as interviews, music, pictures, maps, and artifacts.
- 2.15B** Interpret oral, visual, and print material by sequencing, categorizing, identifying the main idea, predicting, comparing, and contrasting.
- 2.16A** Describe the order of events by using designations of time periods such as historical and present times.
- 2.16B** Apply vocabulary related to chronology, including past, present, and future.
- 2.16C** Create and interpret timelines for events in the past and present.
- 2.16D** Use social studies terminology correctly.
- 2.16E** Express ideas orally based on knowledge and experiences.
- 2.16F** Create written and visual material such as stories, maps, and graphic organizers to express ideas.

Screenshot of Proposed New Content

Insert a screenshot of your proposed new content.

This screenshot shows the Teacher Edition interface with updated content. The navigation menu on the left is identical to the previous screenshot, with Week 31 Recreation highlighted. The Standards section for Week 31 Recreation is updated with the following standards:

- 2.13(A)** describe how science and technology have affected communication, transportation, and recreation
- 2.13(B)** explain how science and technology have affected the ways in which people meet basic needs
- 2.15(A)** Identify and state facts based on relevant
- 2.15(C)** gather information about a topic using a variety of valid oral and visual sources such as interviews, music, pictures, maps, and artifacts
- 2.15(D)** interpret oral, visual, and print material by sequencing, categorizing, identifying the main idea, predicting, comparing, and contrasting
- 2.16(A)** describe the order of events by using designations of time periods such as historical and present times
- 2.16(B)** apply vocabulary related to chronology, including past, present, and future
- 2.16(C)** create and interpret timelines for events in the past and present
- 2.16(D)** use social studies terminology correctly
- 2.16(E)** Communicate information visually, orally, or in writing based on knowledge and experiences in social studies
- 2.16(F)** create written and visual material such as stories, maps, and graphic organizers to express ideas

Update to Content Not Reviewed by SRP

(SE)(Breakout(s)) and (Citation Type(s))

Same as above.

Description of the specific location and hyperlink to the exact location of currently adopted content

In the left navigation panel of the Teacher Edition, click Week 32. Standards are listed at the top of the web page.

<https://online.studiesweekly.com/teacher/classrooms/888da0c4-aa4b-4d5d-b854-c2beebea131ff/publications/118/teacher-resources>

Description of the specific location and hyperlink to the exact location of the proposed new content

In the left navigation panel of the Teacher Edition, click Week 32. Standards are listed at the top of the page.

https://online.studiesweekly.com/teacher/classrooms/888da0c4-aa4b-4d5d-b854-c2beebea131ff/publications/570/teacher-resources?unit_id=2660

Screenshot of Currently Adopted Content

Insert a screenshot of your currently adopted content.

The screenshot displays the 'Comprehensive Materials' interface. On the left is a blue navigation menu with a cartoon character peeking over the top. The menu lists units 1 through 6, and weeks 28 through 32. Week 32, 'Individualism and Inventiveness', is selected and expanded to show 'Article 1: Individualism and Inventiveness' and 'Article 2: Steve Jobs'. On the right, there are buttons for 'TEACHER EDITION' and 'STUDENT EDITION'. Below these are sections for 'Vocabulary' and 'Standards'. The 'Vocabulary' section defines 'Individualism' as being willing to be brave and different, and 'Inventiveness' as doing things in a new way. The 'Standards' section lists several standards (2.14A, 2.15A, 2.15B, 2.16A, 2.16B, 2.16D, 2.16E, 2.16F) with their respective descriptions.

- Vocabulary
- Standards
- Week Storyline
- Teacher Background Knowledge
- Curriculum Notes
- Weekly Assessment PDF

TEACHER EDITION
STUDENT EDITION

Vocabulary

Individualism being willing to be brave and different
Inventiveness doing things in a new way

Standards

- **2.14A**
Identify individuals who have exhibited individualism and inventiveness such as Amelia Earhart and George Washington Carver.
- **2.15A**
Gather information about a topic using a variety of valid oral and visual sources such as interviews, music, pictures, maps, and artifacts.
- **2.15B**
Interpret oral, visual, and print material by sequencing, categorizing, identifying the main idea, predicting, comparing, and contrasting.
- **2.16A**
Describe the order of events by using designations of time periods such as historical and present times.
- **2.16B**
Apply vocabulary related to chronology, including past, present, and future.
- **2.16D**
Use social studies terminology correctly.
- **2.16E**
Express ideas orally based on knowledge and experiences.
- **2.16F**
Create written and visual material such as stories, maps, and graphic organizers to express ideas.

Screenshot of Proposed New Content

Insert a screenshot of your proposed new content.

Update to Content Not Reviewed by SRP

The screenshot shows a digital resource page for 'Individualism and Inventiveness'. On the left is a blue navigation sidebar with a 'Need more resources?' section and a list of units and weeks. The main content area is titled 'Individualism and Inventiveness' and includes a 'Standards' section with a list of specific standards (2.14(A) through 2.18(F)) and their descriptions. A 'PRINT' button is in the top right, and 'TEACHER EDITION' and 'STUDENT EDITION' buttons are below it.

Need more resources?
Check out the Week, Unit, and Publication sections for comprehensive materials.

Publication
Texas Studies Weekly—Connecting My Communities

Unit 1
Community

Unit 2
Government and Citizenship

Unit 3
Geography

Unit 4
Culture

Unit 5
Economics

Unit 6
History

Week 28
Sequencing and Chronology

Week 29
Communication

Week 30
Transportation

Week 31
Recreation

Week 32
Individualism and Inventiveness

Week 32
Individualism and Inventiveness

Standards

- **2.14(A)**
Identify individuals who have exhibited individualism and inventiveness such as Amelia Earhart and George Washington Carver
- **2.15(A)**
Identify and state facts based on relevant
- **2.15(C)**
gather information about a topic using a variety of valid oral and visual sources such as interviews, music, pictures, maps, and artifacts
- **2.15(D)**
Interpret oral, visual, and print material by sequencing, categorizing, identifying the main idea, predicting, comparing, and contrasting
- **2.16(A)**
describe the order of events by using designations of time periods such as historical and present times
- **2.16(B)**
apply vocabulary related to chronology, including past, present, and future
- **2.16(D)**
use social studies terminology correctly
- **2.16(E)**
Communicate information visually, orally, or in writing based on knowledge and experiences in social studies
- **2.16(F)**
create written and visual material such as stories, maps, and graphic organizers to express ideas

PRINT

TEACHER EDITION

STUDENT EDITION

Signature: By entering your name below, you are signing this document electronically. You agree that your electronic signature is the equivalent of your manual signature.

X Noelle Carter

Date Submitted: 7/2/2024