



Texas Education Agency

HOUSE APPROPRIATION COMMITTEE PRESENTATION



TEA Strategic Priorities and Enablers



Priority 1: Recruit, Support and Retain Teachers & Principals



Recruit, support, and retain teachers and principals

Teachers are the most important in-school factor affecting student outcomes.

High priority initiatives include:



Texas Gateway & Teacher Online Resources

Leverage funds from [RIDER 54](#) with “Lesson Study” to help Texas teachers develop highly-effective, peer-reviewed TEKS-aligned lessons



Instructional Leadership Initiative

Utilize changes in [RIDER 41](#) to implement job-embedded coaching for teachers and principals, designed to significantly improve student outcomes



Protect Students from Inappropriate Relationships

Pending [Exceptional Item 3](#) funding, build capacity to prevent educators who engage in misconduct from continuing as teachers in other schools



Increase Rigor of Principal Certification

Working with SBEC, redesign the principal certification process to ensure those certified to lead campuses have demonstrated expertise in instructional leadership

Priority 2: Build A Foundation of Reading and Math



Build a foundation of reading and math

It's much easier to address the achievement gap if we never let it start.

High priority initiatives include:



Prekindergarten

Pending funding for [Exceptional Item 2](#), reduce the achievement gap by improving early instruction for at-risk students via High-Quality Pre-K Grants



Math Innovation Zones

Pending funding for [Exceptional Item 1](#), encourage schools to implement blended learning math practices proven to vastly increase student outcomes



Reading and Math Academies

Utilizing funds from [RIDER 64](#), [65](#) and [67](#), provide 60,000 teachers with high-quality reading and math academies aligned to research and best practice



Reading Excellence Teams

Using [RIDER 66](#) funding, leverage the Reading Academies with intense, job-embedded coaching designed to dramatically raise student literacy levels at struggling campuses

Priority 3: Connect High School To Career and College

← HB 5 (83rd Legislature) Efforts →



Connect High School to career and college

*Relevancy matters.
Teaching kids how to weld can make them better in math.*



Innovative Academies: ECHS, P-TECH and T-STEM

With [RIDER 48](#) and [49](#) funds, help launch and improve high school programs that deliver rigorous college and career preparation



College and Career Counseling

Build supports to increase the availability of outcomes-driven college and career advisory teams



Industry Certifications

Develop a list of career & technical certifications that meet industry needs and provide support to increase their availability for students across Texas



Work-Based Learning

Create incentives and technical supports to encourage more campuses, in partnership with businesses, to provide more student internship opportunities

Priority 4: Improve Low-Performing Schools



**Improve
low-performing
schools**

*Every child.
Every classroom.
Every day.*

High priority initiatives include:



Turnaround Support for Low Performing Schools

Implemented HB 1842 by shifting turnaround support to focus on systemic issues, pending funding for [Exceptional Item 7](#) to ensure the work continues



System of Great Schools

With state support and federal funds, help districts replicate high performing campuses to give students and families more quality options



Rural Schools Task Force

Launched the Rural Schools Task Force to build systems to better understand and improve opportunities for rural students






Lone Star Governance

Created first-in-the-nation governance guide and workshops to empower school boards to provide district oversight with a focus on student outcomes

Enablers 1-3: Increase transparency, ensure compliance, strengthen organizational foundations

High priority initiatives include:

-  Increase **transparency, fairness** and **rigor** in district and campus **academic** and **financial** performance
-  Ensure **compliance**, effectively **implement legislation** and **inform** policymakers
-  Strengthen **organizational foundations** (resource efficiency, culture, capabilities, partnerships)



A-F Rollout

Develop, implement, and effectively communicate the state's A-F accountability system. Improve transparency with [Exceptional Item 8](#) funding so parents and teachers see STAAR test questions each year



Data System Integrity

Pending [Exceptional Item 4](#) funding, maintain the statewide data system (TSDS) that is the backbone of the Texas accountability and school finance systems



Expand Broadband Access

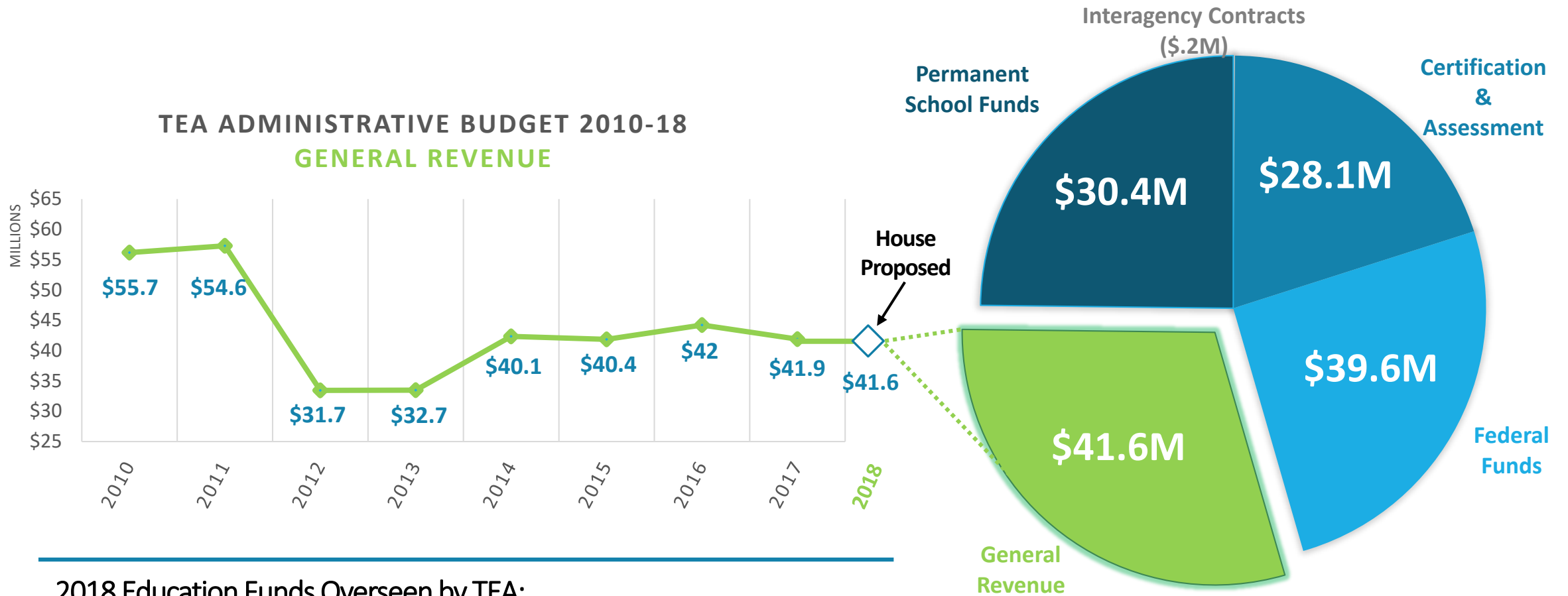
Pending funds for [Exceptional Item 5](#), install fiber optic connectivity to schools leveraging up to a 9-1 federal-state match



Cybersecurity: Protect Student and Teacher Data

Pending funds for [Exceptional Item 6](#), reduce the risk that confidential student and teacher data are compromised from cyber-attacks

2018 House Introduced TEA Administrative Budget: **\$139,870,171**



2018 Education Funds Overseen by TEA:

\$56,190,021,620*

*Includes FSP local tax collection of \$28,169,015,516

LAR Exceptional Items List (2018-2019)


Priority	Item/Description	Excep 2018	FTEs	Excep 2019	FTEs	Total Request	Total FTEs Request
1	Math Innovation Zone Grants to Vastly Improve Student Math Performance	\$10,000,000	2.00	\$10,000,000	2.00	\$20,000,000	2.00
	The Math Innovation Zone Grants are intended to encourage more school districts to replicate high impact blended learning math practices that some Texas schools are utilizing and seeing dramatically improved results. If the same impact is achieved for student math performance statewide that has already been achieved by schools implementing these programs, Texas will be the number one state in the nation in math proficiency overall and for each student subgroup. This is one of the highest returns on investment the state can achieve.						
2	Increase funding for High-Quality Pre-K Initiative (HB 4)	117,675,458	0.00	117,675,458	0.00	235,350,916	0.00
	TEA is requesting \$235,350,916 for the biennium to continue grant funding in FY 2018 and FY 2019 (the 2017-18 and 2018-19 school years) for the High-Quality Prekindergarten Grant Program established under House Bill 4 (84th Legislature).						
3	Protect Students from Inappropriate Educator Relationships	195,567	3.00	195,567	3.00	391,134	3.00
	For the past decade, there has been a steady increase in the number of inappropriate educator-student relationships reported to the Agency. As the caseload has increased, the number of investigators has remained the same over the past several years. This request will allow for the more efficient and timely investigation of these types of cases.						
4	Implementation of Texas Student Data Systems (TSDS) to Provide Reliability, Accessibility, and Ensure Actionable, Real-Time District, Charter and Student Data is Available	3,000,000	11.50	3,000,000	11.50	6,000,000	11.50
	TSDS has replaced the obsolete PEIMS data system originally built in 1987, which simply could not process the estimated 3.4 billion pieces of data regularly submitted to TEA by school districts. Eight TSDS support staff are funded by a private grant that will end in FY 2017. If TEA does not receive funding for these FTEs for the 2018-2019 biennium, the Agency anticipates that a very serious disruption is possible. Additionally, the Agency wants to integrate more TEA systems into TSDS. If further integration does not continue during the 2018-2019 biennium, local school districts will see unnecessary additional operating costs in multiple areas and will be required to continue to maintain multiple systems to upload data.						
5	E-Rate - High-Speed Internet Infrastructure for Classroom Connectivity to Improve Student Access to on-Line Resources	25,000,000	0.00	250,000	0.00	25,250,000	0.00
	The E-Rate Infrastructure Program is not being taken full advantage of in Texas because schools assert they do not have adequate local funding to provide their required "local funding share", estimated to be \$50,000,000. The federal government is now offering a dollar-for-dollar match for this local share. This combined \$50,000,000 in state and federal funding can then be used by school districts to pay for their local funding share allowing them to draw down an estimated \$200,000,000 in additional E-Rate Infrastructure Program federal funds. Thus, the entire \$250,000,000 in funding needed to build certain broad band infrastructure - according to the Education Superhighway - will be provided with little or no cost to the districts.						

LAR Exceptional Items List (2018-2019)

Priority	Item/Description	Excep 2018	FTEs	Excep 2019	FTEs	Total Request	Total FTEs Request
6	Ensure Student and Teacher Data Privacy and Cybersecurity	6,491,360	8.50	6,918,760	17.00	13,410,120	17.00
	Funding requested is for data privacy and cyber security improvements. TEA is responsible for securely maintaining more than 160 terabytes of data, including 19 million individual past and current student records. It is imperative that this data is secure and that TEA has funding to immediately reduce the risk of any potential security exposure. TEA has developed a comprehensive three-phased multi-year Security Master Plan to remediate security concerns.						
7	Effectively Implement Low-Performing Campus Turnaround under HB 1842 and Monitoring of Districts of Innovation Best Practices	500,000	7.00	500,000	7.00	1,000,000	7.00
	TEA is requesting \$500,000 per year to help implement the requirements laid out in House Bill 1842 (84th Legislature). Due to poor student achievement results, 467 campuses are Improvement Required in the Texas accountability system for the 2015-2016 school year. Due to a lack of funding for implementation of HB 1842 in the 2016-17 biennium, TEA transferred \$1,000,000 in Foundation School Program funds to cover the costs.						
8	Restore Four Percent Reduction for STAAR Test Items to Improve Transparency	2,086,921	0.00	2,086,921	0.00	4,173,842	0.00
	Because of the many benefits of releasing STAAR test items on an annual basis, TEA had initially developed a plan to release STAAR test items annually at a cost of approximately \$4 million. However, in order to reduce funding consistent with the Joint Leadership Letter on June 30, 2016, TEA reduced funding for STAAR test releases by \$4 million. TEA is requesting that this \$4 million in funding be restored. TEA believes the transparency and improvement in student outcomes achieved by releasing STAAR test items on an annual basis outweighs the additional costs.						
9	Windham School District Program Expansion	3,870,724	0.00	3,550,724	0.00	7,421,448	0.00
	Windham School District (WSD) is requesting \$11.5 million to restore their 4% cut (\$4.1M) and to expand some of their programs (\$7.4M). If unfunded, there would be a five percent reduction in contact hours and in offenders passing the High School Equivalency (HSE) and a reduction of 250 industry certificates earned by offenders.						
	TOTAL	\$168,820,030	32.00	\$144,177,430	40.50	\$312,997,460	40.50

Appendix

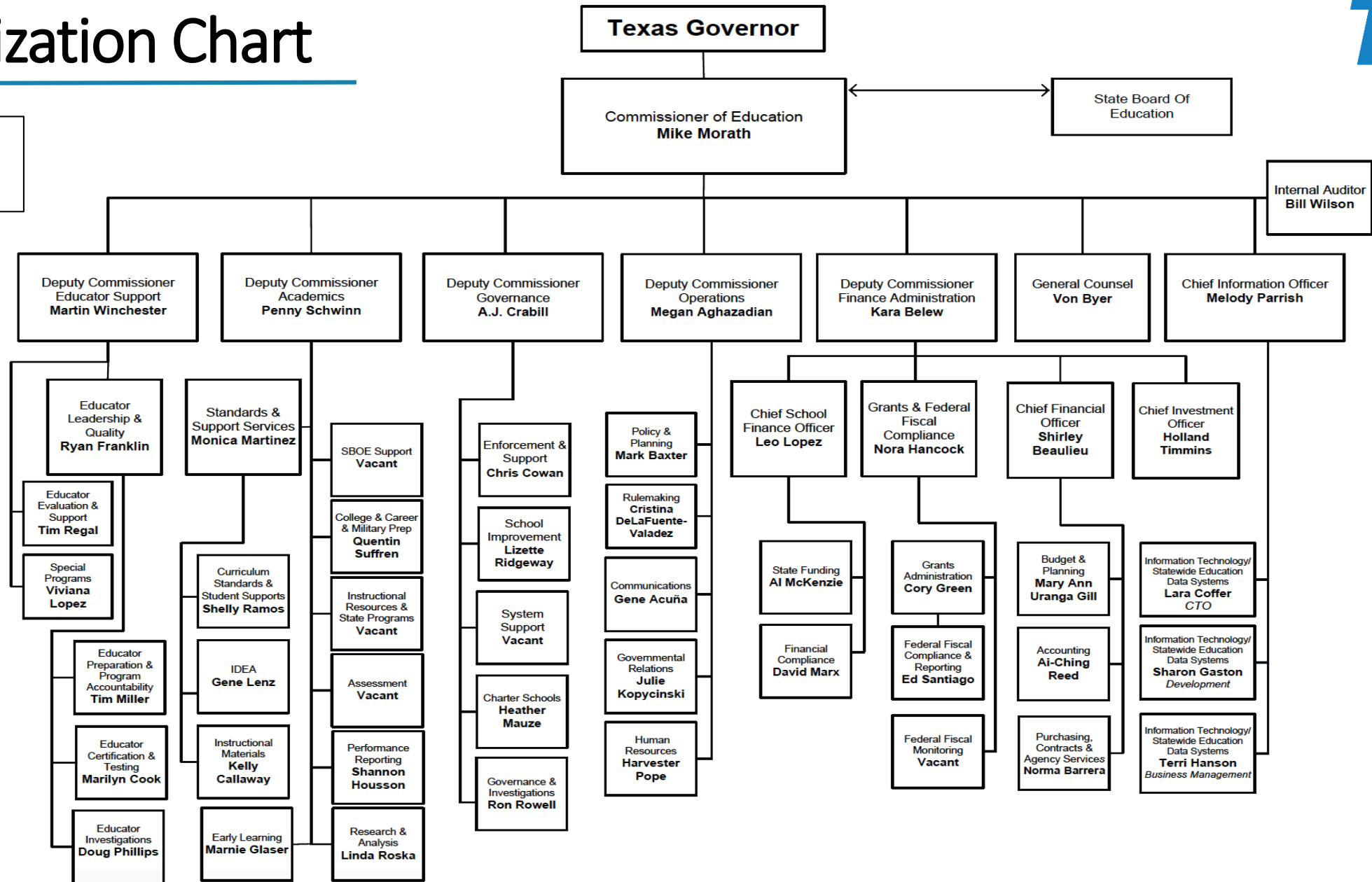
HOUSE APPROPRIATIONS COMMITTEE PRESENTATION



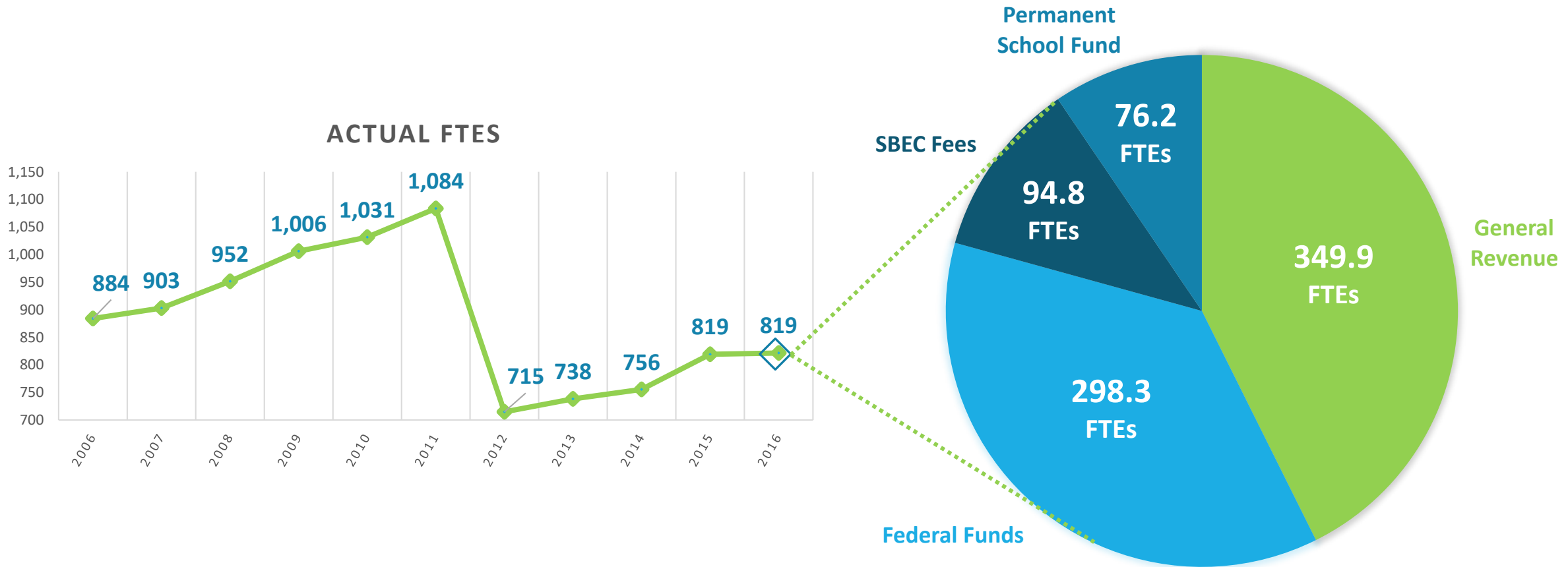
Organization Chart



800
Texas Council for
Developmental
Disabilities

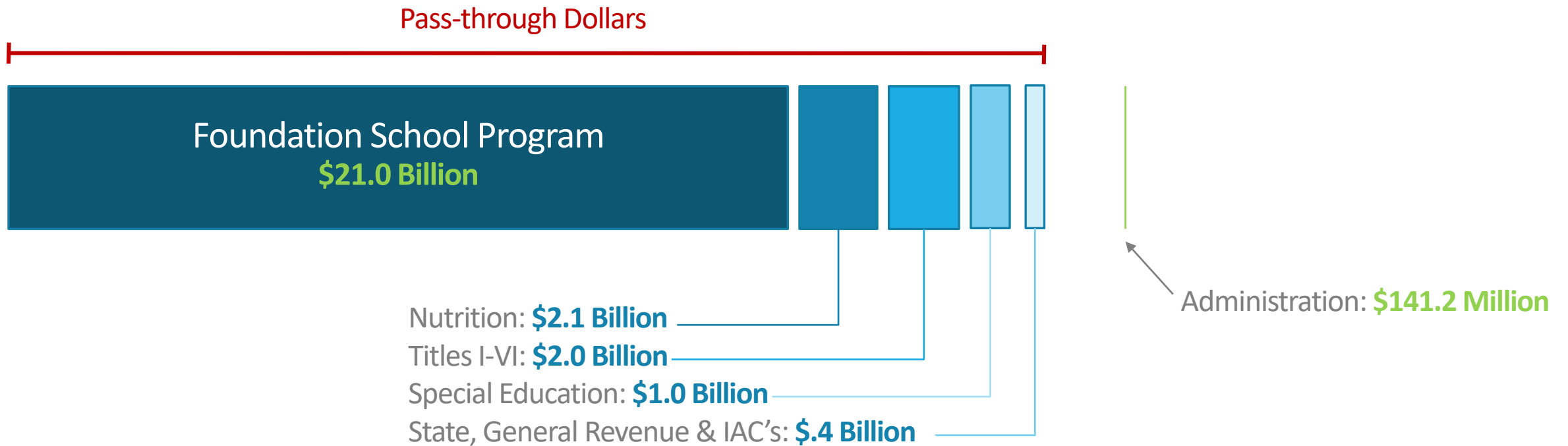


2016 Actual FTEs: 819.2 Employees



2017 TEA Agency Budget: **\$26.7 Billion**

The Texas Education Agency is responsible for the wise fiduciary stewardship of **\$26.7B** in state and federal funding when agency administrative costs only total **\$141.2M**



*Amounts may not add to total due to rounding