



STATE OF TEXAS ASSESSMENTS OF ACADEMIC READINESS A Constructed Responses Summary Report

STATEWIDE

**ENGLISH II
All Students**

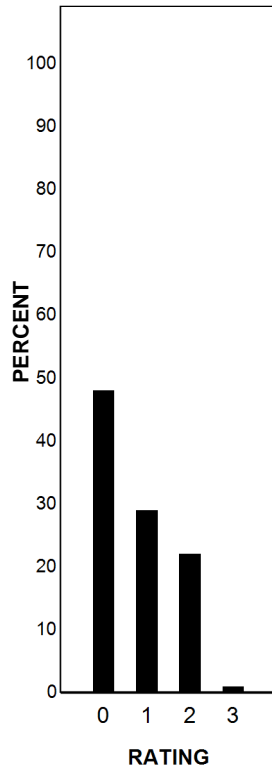
Report Date: SPRING 2016
Date of Testing: SPRING 2016

--- = No Data Reported For Fewer Than Five Students

Short Answer Rating Summary*

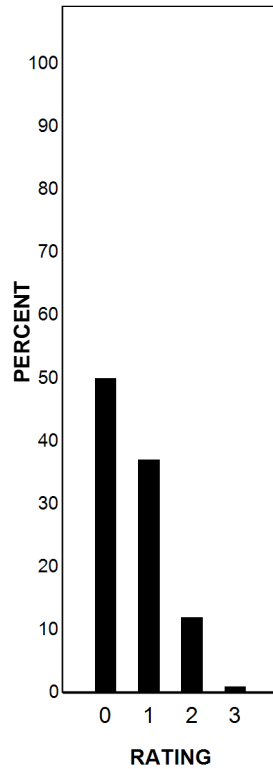
Single Selection

Rating	#	%
0	10055	48
1	5921	29
2	4506	22
3	263	1
Total	20745	100



Paired Selections

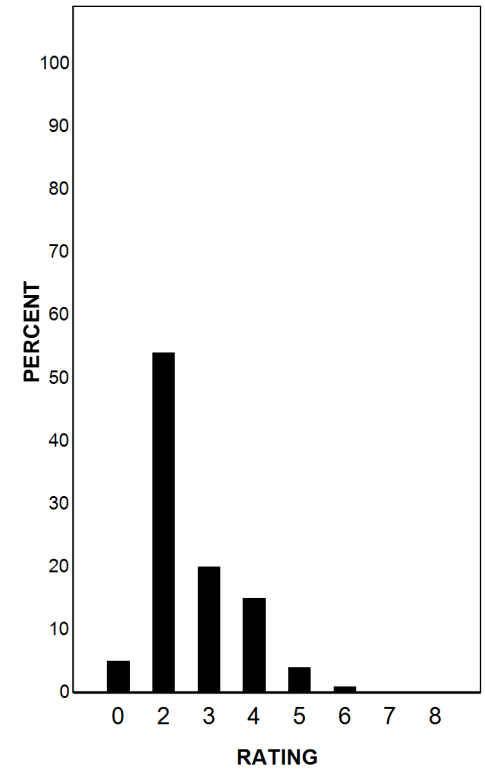
Rating	#	%
0	10465	50
1	7726	37
2	2410	12
3	144	1
Total	20745	100



Written Composition Rating Summary*

Persuasive Composition

Rating	#	%
0	1039	5
2	11123	54
3	4239	20
4	3085	15
5	900	4
6	290	1
7	54	0
8	15	0
Total	20745	100



Each Composition has been scored independently by two readers. The written composition rating of 0-8 represents the summation of these scores.

* Students who took the STAAR A test on paper are not included in this report.



STATE OF TEXAS ASSESSMENTS OF ACADEMIC READINESS A Constructed Responses Summary Report

STATEWIDE

ENGLISH II First-Time Tested Students

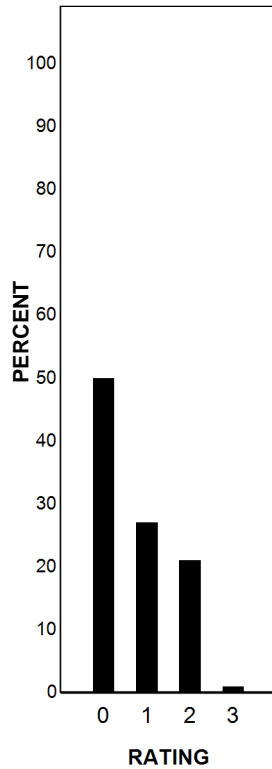
Report Date: SPRING 2016
Date of Testing: SPRING 2016

--- = No Data Reported For Fewer Than Five Students

Short Answer Rating Summary*

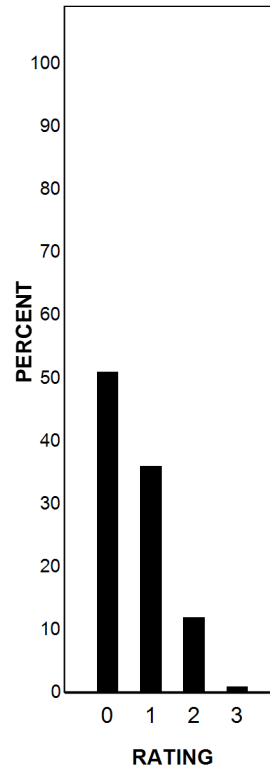
Single Selection

Rating	#	%
0	8009	50
1	4271	27
2	3402	21
3	226	1
Total	15908	100



Paired Selections

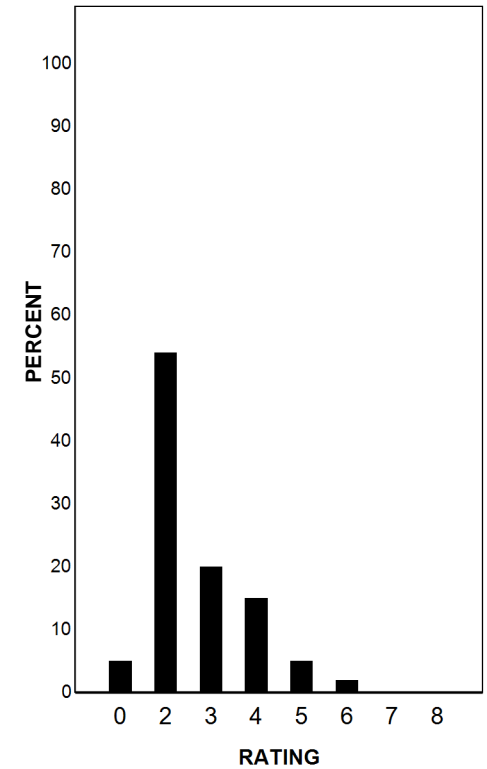
Rating	#	%
0	8122	51
1	5752	36
2	1898	12
3	136	1
Total	15908	100



Written Composition Rating Summary*

Persuasive Composition

Rating	#	%
0	842	5
2	8556	54
3	3134	20
4	2346	15
5	724	5
6	246	2
7	46	0
8	14	0
Total	15908	100



Each Composition has been scored independently by two readers. The written composition rating of 0-8 represents the summation of these scores.

* Students who took the STAAR A test on paper are not included in this report.



STATE OF TEXAS ASSESSMENTS OF ACADEMIC READINESS A
Constructed Responses Summary Report
ENGLISH II
Retested Students

STATEWIDE

Report Date: SPRING 2016
 Date of Testing: SPRING 2016

--- = No Data Reported For Fewer Than Five Students

Short Answer Rating Summary*

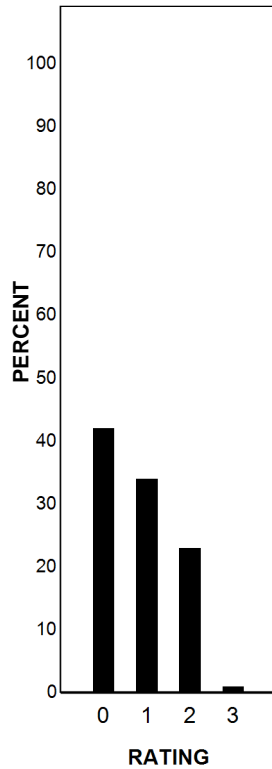
Written Composition Rating Summary*

Single Selection

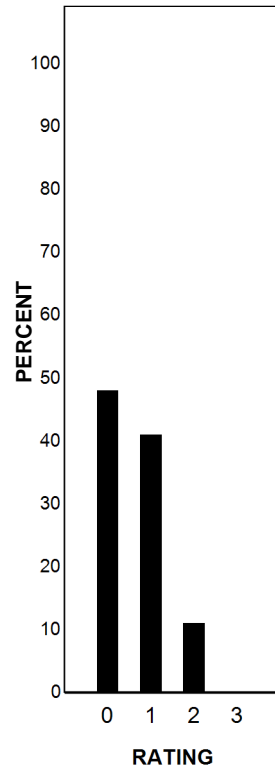
Paired Selections

Persuasive Composition

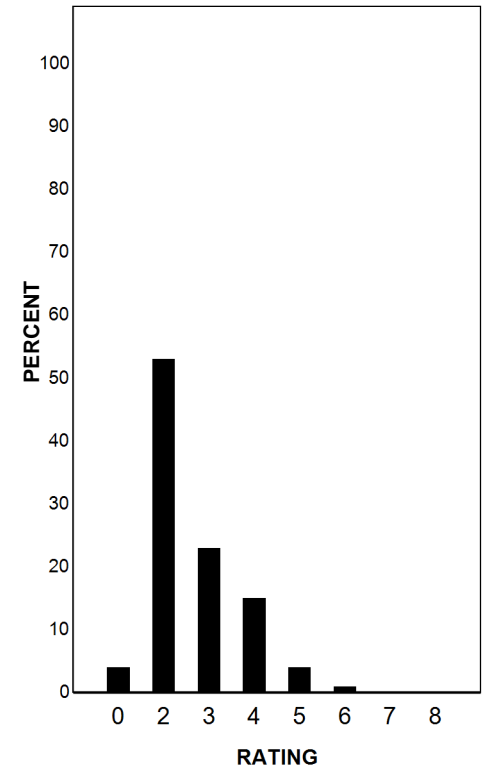
Rating	#	%
0	2046	42
1	1650	34
2	1104	23
3	37	1
Total	4837	100



Rating	#	%
0	2343	48
1	1974	41
2	512	11
3	8	0
Total	4837	100



Rating	#	%
0	197	4
2	2567	53
3	1105	23
4	739	15
5	176	4
6	44	1
7	8	0
8	1	0
Total	4837	100



Each Composition has been scored independently by two readers. The written composition rating of 0-8 represents the summation of these scores.

* Students who took the STAAR A test on paper are not included in this report.