

**TELPAS**  
**2016 Score Distributions and**  
**Statistics by Content Area**  
**and Grade**

# Glossary

This glossary provides definitions for the statistical terms that appear in the tables and graphs in this section ("TELPAS 2016 Score Distributions and Statistics by Content Area and Grade") of Appendix D. Definition of statistical terms and concepts in the other sections are given in chapter 3 or chapter 4.

## Descriptive Statistics

**Mean.** The mean is a measure of central tendency. It is the average score for the assessment. It is computed by summing the scores of all students and dividing it by the total number of students ( $N$ ).

**Median.** The median is another measure of central tendency. It is the score at the middle of the frequency distribution for the assessment. It is computed by finding the score at which there is the same number of scores above as there is below.

**Mode.** The mode is another measure of central tendency. It is the most frequently obtained score for the assessment. It is determined by computing the frequency distribution and finding the score point with the highest frequency ( $n$ -count).

**Range.** The range is a measure of statistical dispersion (variability or spread). It is the difference between the lowest and highest scores obtained by students on the assessment. It is computed by subtracting the lowest score from the highest score.

**Interquartile Range.** The interquartile range is another measure of statistical dispersion (variability or spread). It is the difference between the 1<sup>st</sup> and 3<sup>rd</sup> quartiles (or 25<sup>th</sup> and 75<sup>th</sup> percentiles) of the score distribution for the assessment. It is computed by subtracting the score at the 1<sup>st</sup> quartile (the point that splits the lowest 25% of the scores) from the score at the 3<sup>rd</sup> quartile (the point that splits the highest 25% of the scores).

**Standard Deviation (SD).** The standard deviation is another measure of statistical dispersion (variability or spread). It is an indicator of the degree of score variation around the mean. It is computed using the following formula.

$$SD = \sqrt{\frac{\sum_{i=1}^N (x_i - \bar{x})^2}{N - 1}}$$

where  $x_i$  is the score for student  $i$ ,  $\bar{x}$  is the mean score and  $N$  is the total number of students that took the assessment.

**Variance.** The variance is another measure of statistical dispersion (variability or spread) around the mean. It is computed as the square of the standard deviation (SD).

**Skewness.** The skewness is an indicator of the shape of the score distribution. It measures the extent to which the score distribution "leans" to one side of the mean. A positive skewness indicates that the score distribution leans below the mean. A negative skewness indicates that the score distribution leans above the mean. A skewness of zero indicates that the score distribution is symmetric around the mean. It is computed using the following formula.

$$\text{Skewness} = \frac{N}{(N-1)(N-2)} \sum_{i=1}^N \left( \frac{x_i - \bar{x}}{s_x} \right)^3$$

where  $x_i$  is the score for student  $i$ ,  $\bar{x}$  is the mean score,  $s_x$  is the standard deviation (SD) and  $N$  is the total number of students that took the assessment.

**Kurtosis.** The kurtosis is another indicator of the shape of the score distribution. It measures the "peakedness" of the score distribution. A positive kurtosis is referred to as *leptokurtic*, meaning that the distribution has a more acute peak around the mean and fatter tails. A negative kurtosis is called *platykurtic*, meaning the distribution has a lower, wider peak around the mean and thinner tails. It is computed using the following formula.

$$\text{Kurtosis} = \frac{N(N+1)}{(N-1)(N-2)(N-3)} \sum_{i=1}^N \left( \frac{x_i - \bar{x}}{s_x} \right)^4 - \frac{3(N-1)^2}{(N-2)(N-3)}$$

where  $x_i$  is the score for student  $i$ ,  $\bar{x}$  is the mean score,  $s_x$  is the standard deviation (SD) and  $N$  is the total number of students that took the assessment.

## Frequency Distributions

**Frequency (FREQ).** This is the number of students that obtained the particular score point on the assessment.

**Cumulative Frequency (CUM FREQ).** This is the number of students that obtained a score that is less than or equal to the particular score point on the assessment.

**Percentage (PCT).** This is the percentage of students that obtained the particular score point on the assessment. It is computed as:  $\text{PCT} = \text{FREQ} \div N \times 100$ .

**Cumulative Percentage (CUM PCT).** This is the percentage of students that obtained a score that is less than or equal to the particular score point on the assessment. It is computed as:  $\text{CUM PCT} = \text{CUM FREQ} \div N \times 100$ .

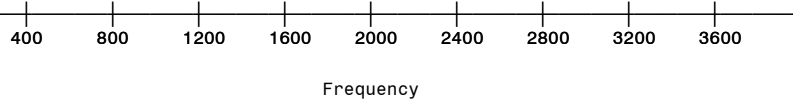
### Scale Score Descriptive Statistics for 2016 TELPAS Assessments (Online only)

Subject	N	Mean	Median	Mode	Interquartile		SD	Variance	Skewness	Kurtosis
					Range	Range				
GRADE 2 READING	111927	635.50	629	613	573	89	66.77	4458.05	0.6478	0.7512
GRADE 3 READING	107791	691.60	691	741	587	87	67.22	4518.72	0.2055	0.2439
GRADE 4 READING	95014	712.67	714	739	605	76	58.53	3425.53	0.1178	0.3312
GRADE 5 READING	82705	735.44	739	768	605	79	62.91	3957.77	0.0218	0.4580
GRADE 6 READING	66120	728.87	730	749	617	73	55.67	3099.63	0.0837	0.7734
GRADE 7 READING	54105	732.22	734	749	617	75	57.18	3269.36	0.0148	0.6441
GRADE 8 READING	45394	734.53	735	769	607	79	57.99	3362.49	0.0308	1.1055
GRADE 9 READING	43940	724.36	721	717	607	81	61.45	3776.22	0.1886	0.7953
GRADE 10 READING	30277	755.29	757	790	617	83	61.04	3725.68	0.0584	0.2953
GRADE 11 READING	20656	766.73	766	790	617	81	61.42	3772.83	0.1430	0.7990
GRADE 12 READING	15976	768.83	770	807	617	81	60.29	3635.24	0.1483	0.8760

FREQUENCY DISTRIBUTION - SCALE SCORES  
 TELPAS SPRING 2016  
 READING - ONLINE ONLY  
 GRADE 02

SCALE\_SCORE

SCALE_SCORE	Freq	Cum. Freq	Percent	Cum. Percent
305	21	21	0.02	0.02
366	4	25	0.00	0.02
403	4	29	0.00	0.03
426	5	34	0.00	0.03
444	10	44	0.01	0.04
459	23	67	0.02	0.06
471	61	128	0.05	0.11
483	123	251	0.11	0.22
493	219	470	0.20	0.42
502	376	846	0.34	0.76
511	542	1388	0.48	1.24
520	885	2273	0.79	2.03
528	1176	3449	1.05	3.08
535	1516	4965	1.35	4.44
542	1821	6786	1.63	6.06
549	2245	9031	2.01	8.07
556	2692	11723	2.41	10.47
562	2951	14674	2.64	13.11
568	3179	17853	2.84	15.95
574	3390	21243	3.03	18.98
580	3449	24692	3.08	22.06
586	3728	28420	3.33	25.39
591	3823	32243	3.42	28.81
597	3686	35929	3.29	32.10
602	3780	39709	3.38	35.48
608	3842	43551	3.43	38.91
613	3935	47486	3.52	42.43
619	3868	51354	3.46	45.88
624	3854	55208	3.44	49.33
629	3800	59008	3.40	52.72
635	3602	62610	3.22	55.94
640	3579	66189	3.20	59.14
646	3475	69664	3.10	62.24
651	3304	72968	2.95	65.19
657	3240	76208	2.89	68.09
663	3229	79437	2.88	70.97
669	3120	82557	2.79	73.76
675	3007	85564	2.69	76.45
682	2865	88429	2.56	79.01
689	2769	91198	2.47	81.48
696	2711	93909	2.42	83.90
704	2713	96622	2.42	86.33
713	2488	99110	2.22	88.55
722	2430	101540	2.17	90.72
733	2231	103771	1.99	92.71
746	2219	105990	1.98	94.70
762	2019	108009	1.80	96.50
783	1760	109769	1.57	98.07
818	1397	111166	1.25	99.32
878	761	111927	0.68	100.00



FREQUENCY DISTRIBUTION - SCALE SCORES  
 TELPAS SPRING 2016  
 READING - ONLINE ONLY  
 GRADE 03

SCALE\_SCORE

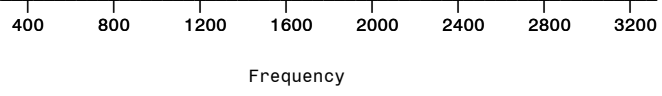
SCALE_SCORE	Freq	Cum. Freq	Percent	Cum. Percent	
327	17	17	0.02	0.02	
387	3	20	0.00	0.02	
423	3	23	0.00	0.02	
445	1	24	0.00	0.02	
462	4	28	0.00	0.03	
475	3	31	0.00	0.03	
487	5	36	0.00	0.03	
497	9	45	0.01	0.04	
507	15	60	0.01	0.06	
515	*	43	103	0.04	0.10
523	**	75	178	0.07	0.17
531	***	145	323	0.13	0.30
538	*****	238	561	0.22	0.52
544	*****	324	885	0.30	0.82
551	*****	428	1313	0.40	1.22
557	*****	597	1910	0.55	1.77
563	*****	679	2589	0.63	2.40
569	*****	799	3388	0.74	3.14
574	*****	899	4287	0.83	3.98
580	*****	970	5257	0.90	4.88
585	*****	1095	6352	1.02	5.89
590	*****	1141	7493	1.06	6.95
595	*****	1277	8770	1.18	8.14
600	*****	1367	10137	1.27	9.40
605	*****	1430	11567	1.33	10.73
610	*****	1569	13136	1.46	12.19
615	*****	1649	14785	1.53	13.72
620	*****	1760	16545	1.63	15.35
624	*****	1816	18361	1.68	17.03
629	*****	1950	20311	1.81	18.84
633	*****	2101	22412	1.95	20.79
638	*****	2207	24619	2.05	22.84
643	*****	2260	26879	2.10	24.94
647	*****	2431	29310	2.26	27.19
652	*****	2542	31852	2.36	29.55
656	*****	2590	34442	2.40	31.95
661	*****	2749	37191	2.55	34.50
666	*****	2686	39877	2.49	36.99
671	*****	2879	42756	2.67	39.67
676	*****	2980	45736	2.76	42.43
681	*****	3160	48896	2.93	45.36
686	*****	3242	52138	3.01	48.37
691	*****	3470	55608	3.22	51.59
696	*****	3476	59084	3.22	54.81
702	*****	3560	62644	3.30	58.12
707	*****	3672	66316	3.41	61.52
713	*****	3807	70123	3.53	65.05
720	*****	3784	73907	3.51	68.57
726	*****	3890	77797	3.61	72.17
734	*****	3943	81740	3.66	75.83
741	*****	3994	85734	3.71	79.54
750	*****	3974	89708	3.69	83.22
759	*****	3738	93446	3.47	86.69
770	*****	3607	97053	3.35	90.04
783	*****	3241	100294	3.01	93.04
798	*****	2875	103169	2.67	95.71
820	*****	2325	105494	2.16	97.87
855	*****	1628	107122	1.51	99.38
914	*****	669	107791	0.62	100.00

400 800 1200 1600 2000 2400 2800 3200 3600 4000

Frequency

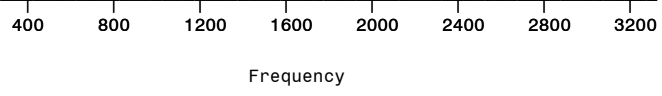
FREQUENCY DISTRIBUTION - SCALE SCORES  
 TELPAS SPRING 2016  
 READING - ONLINE ONLY  
 GRADE 04

SCALE_SCORE	Freq	Cum. Freq	Percent	Cum. Percent	
348	12	12	0.01	0.01	
408	2	14	0.00	0.01	
445	2	16	0.00	0.02	
485	1	17	0.00	0.02	
499	3	20	0.00	0.02	
511	1	21	0.00	0.02	
522	6	27	0.01	0.03	
532	14	41	0.01	0.04	
541	*	32	73	0.03	0.08
550	*	45	118	0.05	0.12
558	**	93	211	0.10	0.22
565	***	145	356	0.15	0.37
573	****	205	561	0.22	0.59
579	*****	303	864	0.32	0.91
586	*****	394	1258	0.41	1.32
592	*****	473	1731	0.50	1.82
598	*****	601	2332	0.63	2.45
604	*****	692	3024	0.73	3.18
610	*****	809	3833	0.85	4.03
615	*****	916	4749	0.96	5.00
621	*****	1077	5826	1.13	6.13
626	*****	1211	7037	1.27	7.41
631	*****	1331	8368	1.40	8.81
636	*****	1483	9851	1.56	10.37
641	*****	1625	11476	1.71	12.08
646	*****	1660	13136	1.75	13.83
651	*****	1879	15015	1.98	15.80
655	*****	1992	17007	2.10	17.90
660	*****	2087	19094	2.20	20.10
665	*****	2080	21174	2.19	22.29
669	*****	2209	23383	2.32	24.61
674	*****	2259	25642	2.38	26.99
678	*****	2347	27989	2.47	29.46
683	*****	2436	30425	2.56	32.02
687	*****	2503	32928	2.63	34.66
691	*****	2640	35568	2.78	37.43
696	*****	2639	38207	2.78	40.21
700	*****	2841	41048	2.99	43.20
705	*****	2856	43904	3.01	46.21
710	*****	2971	46875	3.13	49.33
714	*****	3014	49889	3.17	52.51
719	*****	3123	53012	3.29	55.79
724	*****	3235	56247	3.40	59.20
729	*****	3182	59429	3.35	62.55
734	*****	3143	62572	3.31	65.86
739	*****	3280	65852	3.45	69.31
744	*****	3136	68988	3.30	72.61
750	*****	2916	71904	3.07	75.68
755	*****	3000	74904	3.16	78.83
762	*****	2919	77823	3.07	81.91
768	*****	2791	80614	2.94	84.84
775	*****	2518	83132	2.65	87.49
782	*****	2359	85491	2.48	89.98
791	*****	2257	87748	2.38	92.35
800	*****	1945	89693	2.05	94.40
810	*****	1673	91366	1.76	96.16
823	*****	1401	92767	1.47	97.64
838	*****	1048	93815	1.10	98.74
859	*****	703	94518	0.74	99.48
894	*****	384	94902	0.40	99.88
953	**	112	95014	0.12	100.00



FREQUENCY DISTRIBUTION - SCALE SCORES  
 TELPAS SPRING 2016  
 READING - ONLINE ONLY  
 GRADE 05

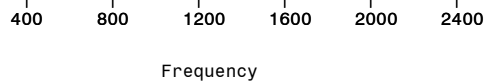
SCALE_SCORE	Freq	Cum. Freq	Percent	Cum. Percent	
348	12	12	0.01	0.01	
408	1	13	0.00	0.02	
468	3	16	0.00	0.02	
485	3	19	0.00	0.02	
499	1	20	0.00	0.02	
511	4	24	0.00	0.03	
522	3	27	0.00	0.03	
532	5	32	0.01	0.04	
541	21	53	0.03	0.06	
550	*	35	88	0.04	0.11
558	*	54	142	0.07	0.17
565	**	85	227	0.10	0.27
573	**	110	337	0.13	0.41
579	***	169	506	0.20	0.61
586	*****	230	736	0.28	0.89
592	*****	279	1015	0.34	1.23
598	*****	360	1375	0.44	1.66
604	*****	442	1817	0.53	2.20
610	*****	465	2282	0.56	2.76
615	*****	524	2806	0.63	3.39
621	*****	584	3390	0.71	4.10
626	*****	619	4009	0.75	4.85
631	*****	751	4760	0.91	5.76
636	*****	772	5532	0.93	6.69
641	*****	823	6355	1.00	7.68
646	*****	872	7227	1.05	8.74
651	*****	959	8186	1.16	9.90
655	*****	1100	9286	1.33	11.23
660	*****	1137	10423	1.37	12.60
665	*****	1131	11554	1.37	13.97
669	*****	1202	12756	1.45	15.42
674	*****	1335	14091	1.61	17.04
678	*****	1410	15501	1.70	18.74
683	*****	1524	17025	1.84	20.59
687	*****	1589	18614	1.92	22.51
691	*****	1754	20368	2.12	24.63
696	*****	1745	22113	2.11	26.74
700	*****	1937	24050	2.34	29.08
705	*****	2104	26154	2.54	31.62
710	*****	2122	28276	2.57	34.19
714	*****	2323	30599	2.81	37.00
719	*****	2388	32987	2.89	39.89
724	*****	2549	35536	3.08	42.97
729	*****	2664	38200	3.22	46.19
734	*****	2818	41018	3.41	49.60
739	*****	2852	43870	3.45	53.04
744	*****	3039	46909	3.67	56.72
750	*****	3144	50053	3.80	60.52
755	*****	3213	53266	3.88	64.40
762	*****	3245	56511	3.92	68.33
768	*****	3305	59816	4.00	72.32
775	*****	3238	63054	3.92	76.24
782	*****	3252	66306	3.93	80.17
791	*****	3230	69536	3.91	84.08
800	*****	3063	72599	3.70	87.78
810	*****	2801	75400	3.39	91.17
823	*****	2379	77779	2.88	94.04
838	*****	1994	79773	2.41	96.45
859	*****	1667	81440	2.02	98.47
894	*****	910	82350	1.10	99.57
953	*****	355	82705	0.43	100.00





FREQUENCY DISTRIBUTION - SCALE SCORES  
 TELPAS SPRING 2016  
 READING - ONLINE ONLY  
 GRADE 06

SCALE_SCORE	Freq	Cum. Freq	Percent	Cum. Percent	
350	13	13	0.02	0.02	
472	1	14	0.00	0.02	
490	1	15	0.00	0.02	
504	2	17	0.00	0.03	
517	3	20	0.00	0.03	
529	1	21	0.00	0.03	
539	7	28	0.01	0.04	
549	6	34	0.01	0.05	
557	15	49	0.02	0.07	
566	*	31	80	0.05	0.12
574	*	51	131	0.08	0.20
581	**	88	219	0.13	0.33
588	**	116	335	0.18	0.51
595	***	154	489	0.23	0.74
602	****	186	675	0.28	1.02
608	*****	277	952	0.42	1.44
614	*****	317	1269	0.48	1.92
620	*****	405	1674	0.61	2.53
625	*****	492	2166	0.74	3.28
630	*****	551	2717	0.83	4.11
636	*****	609	3326	0.92	5.03
641	*****	681	4007	1.03	6.06
646	*****	797	4804	1.21	7.27
650	*****	899	5703	1.36	8.63
655	*****	1006	6709	1.52	10.15
660	*****	1055	7764	1.60	11.74
664	*****	1112	8876	1.68	13.42
669	*****	1151	10027	1.74	15.16
673	*****	1285	11312	1.94	17.11
678	*****	1253	12565	1.90	19.00
682	*****	1355	13920	2.05	21.05
686	*****	1496	15416	2.26	23.32
691	*****	1491	16907	2.25	25.57
695	*****	1584	18491	2.40	27.97
699	*****	1609	20100	2.43	30.40
703	*****	1749	21849	2.65	33.04
708	*****	1845	23694	2.79	35.83
712	*****	1938	25632	2.93	38.77
716	*****	1946	27578	2.94	41.71
721	*****	2093	29671	3.17	44.87
725	*****	2234	31905	3.38	48.25
730	*****	2285	34190	3.46	51.71
734	*****	2262	36452	3.42	55.13
739	*****	2391	38843	3.62	58.75
744	*****	2445	41288	3.70	62.44
749	*****	2458	43746	3.72	66.16
754	*****	2351	46097	3.56	69.72
759	*****	2254	48351	3.41	73.13
764	*****	2264	50615	3.42	76.55
770	*****	2155	52770	3.26	79.81
776	*****	2065	54835	3.12	82.93
782	*****	1886	56721	2.85	85.78
789	*****	1801	58522	2.72	88.51
797	*****	1626	60148	2.46	90.97
805	*****	1495	61643	2.26	93.23
814	*****	1240	62883	1.88	95.10
824	*****	1017	63900	1.54	96.64
837	*****	817	64717	1.24	97.88
852	*****	620	65337	0.94	98.82
873	*****	448	65785	0.68	99.49
908	*****	249	66034	0.38	99.87
967	**	86	66120	0.13	100.00



FREQUENCY DISTRIBUTION - SCALE SCORES  
 TELPAS SPRING 2016  
 READING - ONLINE ONLY  
 GRADE 07

SCALE\_SCORE

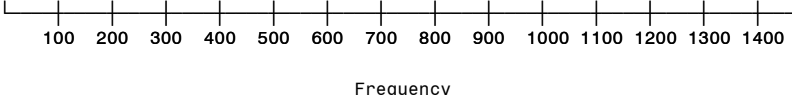
SCALE_SCORE	Freq	Cum. Freq	Percent	Cum. Percent
350	8	8	0.01	0.01
411	2	10	0.00	0.02
448	2	12	0.00	0.02
472	1	13	0.00	0.02
504	2	15	0.00	0.03
517	1	16	0.00	0.03
539	5	21	0.01	0.04
549	5	26	0.01	0.05
557 *	17	43	0.03	0.08
566 *	27	70	0.05	0.13
574 **	45	115	0.08	0.21
581 ***	72	187	0.13	0.35
588 ***	80	267	0.15	0.49
595 *****	154	421	0.28	0.78
602 *****	199	620	0.37	1.15
608 *****	254	874	0.47	1.62
614 *****	260	1134	0.48	2.10
620 *****	365	1499	0.67	2.77
625 *****	444	1943	0.82	3.59
630 *****	458	2401	0.85	4.44
636 *****	524	2925	0.97	5.41
641 *****	599	3524	1.11	6.51
646 *****	599	4123	1.11	7.62
650 *****	669	4792	1.24	8.86
655 *****	691	5483	1.28	10.13
660 *****	792	6275	1.46	11.60
664 *****	827	7102	1.53	13.13
669 *****	888	7990	1.64	14.77
673 *****	921	8911	1.70	16.47
678 *****	1003	9914	1.85	18.32
682 *****	987	10901	1.82	20.15
686 *****	1074	11975	1.99	22.13
691 *****	1131	13106	2.09	24.22
695 *****	1109	14215	2.05	26.27
699 *****	1174	15389	2.17	28.44
703 *****	1210	16599	2.24	30.68
708 *****	1379	17978	2.55	33.23
712 *****	1421	19399	2.63	35.85
716 *****	1509	20908	2.79	38.64
721 *****	1673	22581	3.09	41.74
725 *****	1722	24303	3.18	44.92
730 *****	1754	26057	3.24	48.16
734 *****	1890	27947	3.49	51.65
739 *****	1940	29887	3.59	55.24
744 *****	1977	31864	3.65	58.89
749 *****	2036	33900	3.76	62.66
754 *****	1992	35892	3.68	66.34
759 *****	2034	37926	3.76	70.10
764 *****	1928	39854	3.56	73.66
770 *****	1977	41831	3.65	77.31
776 *****	1903	43734	3.52	80.83
782 *****	1766	45500	3.26	84.10
789 *****	1599	47099	2.96	87.05
797 *****	1496	48595	2.76	89.82
805 *****	1262	49857	2.33	92.15
814 *****	1148	51005	2.12	94.27
824 *****	975	51980	1.80	96.07
837 *****	790	52770	1.46	97.53
852 *****	615	53385	1.14	98.67
873 *****	406	53791	0.75	99.42
908 *****	229	54020	0.42	99.84
967 ***	85	54105	0.16	100.00

200 400 600 800 1000 1200 1400 1600 1800 2000

Frequency

FREQUENCY DISTRIBUTION - SCALE SCORES  
 TELPAS SPRING 2016  
 READING - ONLINE ONLY  
 GRADE 08

SCALE_SCORE		Freq	Cum. Freq	Percent	Cum. Percent
365	*	19	19	0.04	0.04
425		6	25	0.01	0.06
462		8	33	0.02	0.07
484		9	42	0.02	0.09
501		3	45	0.01	0.10
515		7	52	0.02	0.11
527		5	57	0.01	0.13
538		6	63	0.01	0.14
548	*	11	74	0.02	0.16
557	*	12	86	0.03	0.19
565	*	15	101	0.03	0.22
573	*	20	121	0.04	0.27
581	**	37	158	0.08	0.35
588	**	38	196	0.08	0.43
595	****	77	273	0.17	0.60
601	*****	91	364	0.20	0.80
607	*****	149	513	0.33	1.13
613	*****	178	691	0.39	1.52
619	*****	236	927	0.52	2.04
625	*****	270	1197	0.59	2.64
630	*****	316	1513	0.70	3.33
635	*****	367	1880	0.81	4.14
641	*****	460	2340	1.01	5.15
646	*****	503	2843	1.11	6.26
651	*****	549	3392	1.21	7.47
655	*****	618	4010	1.36	8.83
660	*****	643	4653	1.42	10.25
665	*****	622	5275	1.37	11.62
669	*****	745	6020	1.64	13.26
674	*****	764	6784	1.68	14.94
678	*****	813	7597	1.79	16.74
683	*****	919	8516	2.02	18.76
687	*****	1050	9566	2.31	21.07
691	*****	1028	10594	2.26	23.34
696	*****	1173	11767	2.58	25.92
700	*****	1211	12978	2.67	28.59
704	*****	1263	14241	2.78	31.37
708	*****	1242	15483	2.74	34.11
713	*****	1353	16836	2.98	37.09
717	*****	1413	18249	3.11	40.20
721	*****	1450	19699	3.19	43.40
726	*****	1426	21125	3.14	46.54
730	*****	1441	22566	3.17	49.71
735	*****	1412	23978	3.11	52.82
739	*****	1371	25349	3.02	55.84
744	*****	1404	26753	3.09	58.94
749	*****	1443	28196	3.18	62.11
754	*****	1388	29584	3.06	65.17
759	*****	1417	31001	3.12	68.29
764	*****	1395	32396	3.07	71.37
769	*****	1480	33876	3.26	74.63
775	*****	1448	35324	3.19	77.82
781	*****	1355	36679	2.98	80.80
787	*****	1351	38030	2.98	83.78
794	*****	1392	39422	3.07	86.84
802	*****	1227	40649	2.70	89.55
810	*****	1125	41774	2.48	92.03
819	*****	960	42734	2.11	94.14
829	*****	844	43578	1.86	96.00
842	*****	680	44258	1.50	97.50
857	*****	541	44799	1.19	98.69
878	*****	334	45133	0.74	99.43
913	*****	192	45325	0.42	99.85
972	***	69	45394	0.15	100.00



FREQUENCY DISTRIBUTION - SCALE SCORES  
 TELPAS SPRING 2016  
 READING - ONLINE ONLY  
 GRADE 09


SCALE_SCORE		Freq	Cum. Freq	Percent	Cum. Percent
365	*	24	24	0.05	0.05
425		3	27	0.01	0.06
462		4	31	0.01	0.07
484		2	33	0.00	0.08
501		4	37	0.01	0.08
515		3	40	0.01	0.09
527		5	45	0.01	0.10
538		7	52	0.02	0.12
548		6	58	0.01	0.13
557		9	67	0.02	0.15
565	*	16	83	0.04	0.19
573	**	34	117	0.08	0.27
581	***	50	167	0.11	0.38
588	****	83	250	0.19	0.57
595	*****	139	389	0.32	0.89
601	*****	175	564	0.40	1.28
607	*****	221	785	0.50	1.79
613	*****	307	1092	0.70	2.49
619	*****	406	1498	0.92	3.41
625	*****	467	1965	1.06	4.47
630	*****	601	2566	1.37	5.84
635	*****	658	3224	1.50	7.34
641	*****	704	3928	1.60	8.94
646	*****	728	4656	1.66	10.60
651	*****	756	5412	1.72	12.32
655	*****	779	6191	1.77	14.09
660	*****	814	7005	1.85	15.94
665	*****	808	7813	1.84	17.78
669	*****	882	8695	2.01	19.79
674	*****	941	9636	2.14	21.93
678	*****	992	10628	2.26	24.19
683	*****	1036	11664	2.36	26.55
687	*****	1006	12670	2.29	28.83
691	*****	1113	13783	2.53	31.37
696	*****	1191	14974	2.71	34.08
700	*****	1179	16153	2.68	36.76
704	*****	1216	17369	2.77	39.53
708	*****	1218	18587	2.77	42.30
713	*****	1332	19919	3.03	45.33
717	*****	1344	21263	3.06	48.39
721	*****	1207	22470	2.75	51.14
726	*****	1249	23719	2.84	53.98
730	*****	1288	25007	2.93	56.91
735	*****	1270	26277	2.89	59.80
739	*****	1291	27568	2.94	62.74
744	*****	1174	28742	2.67	65.41
749	*****	1222	29964	2.78	68.19
754	*****	1153	31117	2.62	70.82
759	*****	1155	32272	2.63	73.45
764	*****	1135	33407	2.58	76.03
769	*****	1090	34497	2.48	78.51
775	*****	1114	35611	2.54	81.04
781	*****	1123	36734	2.56	83.60
787	*****	1103	37837	2.51	86.11
794	*****	1038	38875	2.36	88.47
802	*****	941	39816	2.14	90.61
810	*****	882	40698	2.01	92.62
819	*****	840	41538	1.91	94.53
829	*****	696	42234	1.58	96.12
842	*****	605	42839	1.38	97.49
857	*****	467	43306	1.06	98.56
878	*****	369	43675	0.84	99.40
913	*****	187	43862	0.43	99.82
972	*****	78	43940	0.18	100.00

100 200 300 400 500 600 700 800 900 1000 1100 1200 1300

Frequency

FREQUENCY DISTRIBUTION - SCALE SCORES  
 TELPAS SPRING 2016  
 READING - ONLINE ONLY  
 GRADE 10

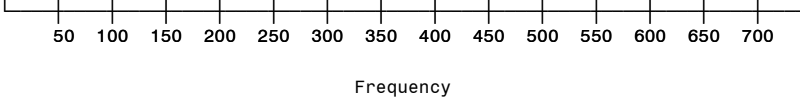
SCALE_SCORE	Freq	Cum. Freq	Percent	Cum. Percent	
390	5	5	0.02	0.02	
450	1	6	0.00	0.02	
487	2	8	0.01	0.03	
527	2	10	0.01	0.03	
540	2	12	0.01	0.04	
563	1	13	0.00	0.04	
573	3	16	0.01	0.05	
582	*	11	27	0.04	0.09
590	*	18	45	0.06	0.15
598	*	24	69	0.08	0.23
605	**	45	114	0.15	0.38
612	*****	90	204	0.30	0.67
619	*****	117	321	0.39	1.06
625	*****	141	462	0.47	1.53
632	*****	186	648	0.61	2.14
638	*****	217	865	0.72	2.86
644	*****	253	1118	0.84	3.69
649	*****	279	1397	0.92	4.61
655	*****	322	1719	1.06	5.68
660	*****	349	2068	1.15	6.83
665	*****	369	2437	1.22	8.05
671	*****	357	2794	1.18	9.23
676	*****	429	3223	1.42	10.65
681	*****	437	3660	1.44	12.09
685	*****	508	4168	1.68	13.77
690	*****	520	4688	1.72	15.48
695	*****	565	5253	1.87	17.35
699	*****	616	5869	2.03	19.38
704	*****	620	6489	2.05	21.43
708	*****	691	7180	2.28	23.71
713	*****	700	7880	2.31	26.03
717	*****	719	8599	2.37	28.40
722	*****	725	9324	2.39	30.80
726	*****	734	10058	2.42	33.22
730	*****	760	10818	2.51	35.73
735	*****	751	11569	2.48	38.21
739	*****	778	12347	2.57	40.78
743	*****	743	13090	2.45	43.23
748	*****	837	13927	2.76	46.00
752	*****	809	14736	2.67	48.67
757	*****	877	15613	2.90	51.57
761	*****	890	16503	2.94	54.51
766	*****	904	17407	2.99	57.49
770	*****	875	18282	2.89	60.38
775	*****	918	19200	3.03	63.41
780	*****	975	20175	3.22	66.63
785	*****	925	21100	3.06	69.69
790	*****	986	22086	3.26	72.95
796	*****	949	23035	3.13	76.08
801	*****	882	23917	2.91	78.99
807	*****	870	24787	2.87	81.87
813	*****	840	25627	2.77	84.64
820	*****	851	26478	2.81	87.45
827	*****	736	27214	2.43	89.88
834	*****	640	27854	2.11	92.00
843	*****	627	28481	2.07	94.07
852	*****	498	28979	1.64	95.71
863	*****	393	29372	1.30	97.01
875	*****	331	29703	1.09	98.10
891	*****	273	29976	0.90	99.01
912	*****	176	30152	0.58	99.59
947	*****	92	30244	0.30	99.89
1007	**	33	30277	0.11	100.00



Frequency

FREQUENCY DISTRIBUTION - SCALE SCORES  
 TELPAS SPRING 2016  
 READING - ONLINE ONLY  
 GRADE 11

SCALE_SCORE		Freq	Cum. Freq	Percent	Cum. Percent
390	*	7	7	0.03	0.03
487		1	8	0.00	0.04
540		2	10	0.01	0.05
563		1	11	0.00	0.05
573		1	12	0.00	0.06
582		2	14	0.01	0.07
590	*	10	24	0.05	0.12
598	*	5	29	0.02	0.14
605	**	19	48	0.09	0.23
612	***	25	73	0.12	0.35
619	*****	45	118	0.22	0.57
625	*****	63	181	0.30	0.88
632	*****	71	252	0.34	1.22
638	*****	90	342	0.44	1.66
644	*****	100	442	0.48	2.14
649	*****	121	563	0.59	2.73
655	*****	129	692	0.62	3.35
660	*****	133	825	0.64	3.99
665	*****	187	1012	0.91	4.90
671	*****	192	1204	0.93	5.83
676	*****	228	1432	1.10	6.93
681	*****	226	1658	1.09	8.03
685	*****	260	1918	1.26	9.29
690	*****	287	2205	1.39	10.67
695	*****	324	2529	1.57	12.24
699	*****	377	2906	1.83	14.07
704	*****	359	3265	1.74	15.81
708	*****	447	3712	2.16	17.97
713	*****	454	4166	2.20	20.17
717	*****	447	4613	2.16	22.33
722	*****	466	5079	2.26	24.59
726	*****	491	5570	2.38	26.97
730	*****	500	6070	2.42	29.39
735	*****	497	6567	2.41	31.79
739	*****	526	7093	2.55	34.34
743	*****	535	7628	2.59	36.93
748	*****	540	8168	2.61	39.54
752	*****	525	8693	2.54	42.08
757	*****	603	9296	2.92	45.00
761	*****	616	9912	2.98	47.99
766	*****	613	10525	2.97	50.95
770	*****	628	11153	3.04	53.99
775	*****	660	11813	3.20	57.19
780	*****	718	12531	3.48	60.67
785	*****	615	13146	2.98	63.64
790	*****	738	13884	3.57	67.22
796	*****	678	14562	3.28	70.50
801	*****	638	15200	3.09	73.59
807	*****	656	15856	3.18	76.76
813	*****	649	16505	3.14	79.90
820	*****	661	17166	3.20	83.10
827	*****	609	17775	2.95	86.05
834	*****	585	18360	2.83	88.88
843	*****	483	18843	2.34	91.22
852	*****	433	19276	2.10	93.32
863	*****	418	19694	2.02	95.34
875	*****	325	20019	1.57	96.92
891	*****	263	20282	1.27	98.19
912	*****	203	20485	0.98	99.17
947	*****	114	20599	0.55	99.72
1007	*****	57	20656	0.28	100.00



Frequency

FREQUENCY DISTRIBUTION - SCALE SCORES  
 TELPAS SPRING 2016  
 READING - ONLINE ONLY  
 GRADE 12

SCALE_SCORE		Freq	Cum. Freq	Percent	Cum. Percent
390	*	5	5	0.03	0.03
487		1	6	0.01	0.04
527		1	7	0.01	0.04
563		1	8	0.01	0.05
582		3	11	0.02	0.07
590	*	7	18	0.04	0.11
598	*	7	25	0.04	0.16
605	*	9	34	0.06	0.21
612	**	15	49	0.09	0.31
619	****	33	82	0.21	0.51
625	****	27	109	0.17	0.68
632	*****	40	149	0.25	0.93
638	*****	54	203	0.34	1.27
644	*****	61	264	0.38	1.65
649	*****	79	343	0.49	2.15
655	*****	96	439	0.60	2.75
660	*****	103	542	0.64	3.39
665	*****	117	659	0.73	4.12
671	*****	144	803	0.90	5.03
676	*****	184	987	1.15	6.18
681	*****	162	1149	1.01	7.19
685	*****	198	1347	1.24	8.43
690	*****	202	1549	1.26	9.70
695	*****	240	1789	1.50	11.20
699	*****	253	2042	1.58	12.78
704	*****	287	2329	1.80	14.58
708	*****	300	2629	1.88	16.46
713	*****	306	2935	1.92	18.37
717	*****	337	3272	2.11	20.48
722	*****	344	3616	2.15	22.63
726	*****	390	4006	2.44	25.08
730	*****	369	4375	2.31	27.38
735	*****	403	4778	2.52	29.91
739	*****	438	5216	2.74	32.65
743	*****	457	5673	2.86	35.51
748	*****	427	6100	2.67	38.18
752	*****	453	6553	2.84	41.02
757	*****	459	7012	2.87	43.89
761	*****	477	7489	2.99	46.88
766	*****	485	7974	3.04	49.91
770	*****	496	8470	3.10	53.02
775	*****	493	8963	3.09	56.10
780	*****	535	9498	3.35	59.45
785	*****	532	10030	3.33	62.78
790	*****	518	10548	3.24	66.02
796	*****	534	11082	3.34	69.37
801	*****	523	11605	3.27	72.64
807	*****	556	12161	3.48	76.12
813	*****	524	12685	3.28	79.40
820	*****	514	13199	3.22	82.62
827	*****	479	13678	3.00	85.62
834	*****	444	14122	2.78	88.40
843	*****	439	14561	2.75	91.14
852	*****	366	14927	2.29	93.43
863	*****	307	15234	1.92	95.36
875	*****	272	15506	1.70	97.06
891	*****	191	15697	1.20	98.25
912	*****	137	15834	0.86	99.11
947	*****	98	15932	0.61	99.72
1007	*****	44	15976	0.28	100.00

