

**TELPAS**  
**2014 Score Distribution and**  
**Statistics by Content Area**  
**and Grade**

# Glossary

This glossary provides definitions for the statistical terms that appear in the tables and graphs in this section ("STAAR Alternate 2014 Score Distributions and Statistics by Content Area and Grade") of Appendix D. Definition of statistical terms and concepts in the other sections are given in chapter 3 or chapter 4.

## Descriptive Statistics

**Mean.** The mean is a measure of central tendency. It is the average score for the assessment. It is computed by summing the scores of all students and dividing it by the total number of students ( $N$ ).

**Median.** The median is another measure of central tendency. It is the score at the middle of the frequency distribution for the assessment. It is computed by finding the score at which there is the same number of scores above as there is below.

**Mode.** The mode is another measure of central tendency. It is the most frequently obtained score for the assessment. It is determined by computing the frequency distribution and finding the score point with the highest frequency ( $n$ -count).

**Range.** The range is a measure of statistical dispersion (variability or spread). It is the difference between the lowest and highest scores obtained by students on the assessment. It is computed by subtracting the lowest score from the highest score.

**Interquartile Range.** The interquartile range is another measure of statistical dispersion (variability or spread). It is the difference between the 1<sup>st</sup> and 3<sup>rd</sup> quartiles (or 25<sup>th</sup> and 75<sup>th</sup> percentiles) of the score distribution for the assessment. It is computed by subtracting the score at the 1<sup>st</sup> quartile (the point that splits the lowest 25% of the scores) from the score at the 3<sup>rd</sup> quartile (the point that splits the highest 25% of the scores).

**Standard Deviation (SD).** The standard deviation is another measure of statistical dispersion (variability or spread). It is an indicator of the degree of score variation around the mean. It is computed using the following formula.

$$SD = \sqrt{\frac{\sum_{i=1}^N (x_i - \bar{x})^2}{N - 1}}$$

where  $x_i$  is the score for student  $i$ ,  $\bar{x}$  is the mean score and  $N$  is the total number of students that took the assessment.

**Variance.** The variance is another measure of statistical dispersion (variability or spread) around the mean. It is computed as the square of the standard deviation (SD).

**Skewness.** The skewness is an indicator of the shape of the score distribution. It measures the extent to which the score distribution "leans" to one side of the mean. A positive skewness indicates that the score distribution leans below the mean. A negative skewness indicates that the score distribution leans above the mean. A skewness of zero indicates that the score distribution is symmetric around the mean. It is computed using the following formula.

$$\text{Skewness} = \frac{N}{(N-1)(N-2)} \sum_{i=1}^N \left( \frac{x_i - \bar{x}}{s_x} \right)^3$$

where  $x_i$  is the score for student  $i$ ,  $\bar{x}$  is the mean score,  $s_x$  is the standard deviation (SD) and  $N$  is the total number of students that took the assessment.

**Kurtosis.** The kurtosis is another indicator of the shape of the score distribution. It measures the "peakedness" of the score distribution. A positive kurtosis is referred to as *leptokurtic*, meaning that the distribution has a more acute peak around the mean and fatter tails. A negative kurtosis is called *platykurtic*, meaning the distribution has a lower, wider peak around the mean and thinner tails. It is computed using the following formula.

$$\text{Kurtosis} = \frac{N(N+1)}{(N-1)(N-2)(N-3)} \sum_{i=1}^N \left( \frac{x_i - \bar{x}}{s_x} \right)^4 - \frac{3(N-1)^2}{(N-2)(N-3)}$$

where  $x_i$  is the score for student  $i$ ,  $\bar{x}$  is the mean score,  $s_x$  is the standard deviation (SD) and  $N$  is the total number of students that took the assessment.

## Frequency Distributions

**Frequency (FREQ).** This is the number of students that obtained the particular score point on the assessment.

**Cumulative Frequency (CUM FREQ).** This is the number of students that obtained a score that is less than or equal to the particular score point on the assessment.

**Percentage (PCT).** This is the percentage of students that obtained the particular score point on the assessment. It is computed as:  $\text{PCT} = \text{FREQ} \div N \times 100$ .

**Cumulative Percentage (CUM PCT).** This is the percentage of students that obtained a score that is less than or equal to the particular score point on the assessment. It is computed as:  $\text{CUM PCT} = \text{CUM FREQ} \div N \times 100$ .

**Scale Score Descriptive Statistics for 2014 TELPAS Assessments (Online only)**

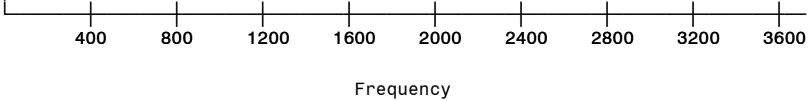
<b>Subject</b>	<b>N</b>	<b>Mean</b>	<b>Median</b>	<b>Mode</b>	<b>Range</b>	<b>Interquartile Range</b>	<b>SD</b>	<b>Variance</b>	<b>Skewness</b>	<b>Kurtosis</b>
Grade 2 Reading	108781	639.63	636	670	566	90	66.02	4358.91	0.3070	0.2936
Grade 3 Reading	102813	694.47	692	743	589	99	72.44	5246.96	0.2321	0.1250
Grade 4 Reading	86745	710.86	708	718	598	79	62.03	3847.88	0.2670	0.5141
Grade 5 Reading	72379	734.44	733	777	598	83	65.78	4327.09	0.0922	0.5151
Grade 6 Reading	52868	725.39	724	738	600	80	60.05	3606.24	0.1057	0.7943
Grade 7 Reading	44073	730.15	729	778	600	82	63.47	4028.75	-0.0155	0.8701
Grade 8 Reading	34912	737.89	743	769	590	75	57.41	3296.07	-0.2209	0.6082
Grade 9 Reading	33842	727.33	730	788	590	96	67.45	4549.17	-0.1085	0.1420
Grade 10 Reading	23394	752.87	756	785	602	87	60.55	3666.64	-0.0116	0.5934
Grade 11 Reading	17816	768.79	770	802	602	82	61.18	3742.91	0.0185	0.2800
Grade 12 Reading	9673	756.57	756	808	602	89	62.88	3954.18	0.0781	0.7098

**Scale Score Descriptive Statistics for 2014 TELPAS Assessments (Paper only)**

<b>Subject</b>	<b>N</b>	<b>Mean</b>	<b>Median</b>	<b>Mode</b>	<b>Range</b>	<b>Interquartile Range</b>	<b>SD</b>	<b>Variance</b>	<b>Skewness</b>	<b>Kurtosis</b>
Grade 2 Reading	15	614.93	596	562	346	139	97.48	9501.50	0.3858	-0.3295
Grade 3 Reading	22	632.18	625	550	222	90	59.24	3509.97	0.1818	-0.6038
Grade 4 Reading	11	687.09	674	674	260	150	58.11	7243.89	-0.2205	-1.2792
Grade 5 Reading	15	714.73	719	614	191	75	61.79	3817.78	-0.1263	-0.7748
Grade 6 Reading	21	708.05	721	721	265	78	70.04	4905.45	-0.5610	-0.1245
Grade 7 Reading	49	692.65	698	726	268	127	76.76	5892.44	0.0216	-1.0775
Grade 8 Reading	187	629.81	611	588	362	49	65.08	4234.79	1.6260	2.9350
Grade 9 Reading	61	727.72	732	637	338	102	73.69	5429.84	-0.0917	-0.3701
Grade 10 Reading	38	746.03	756	776	279	56	61.41	3771.70	-0.5029	0.4281
Grade 11 Reading	25	722.36	716	686	184	79	53.42	2854.16	0.3208	-0.8874
Grade 12 Reading	10	745.60	757	766	263	42	72.37	5237.82	0.2202	1.4443

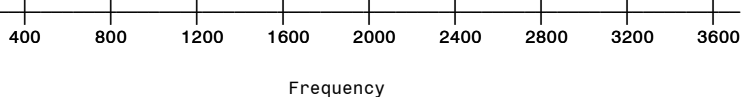
FREQUENCY DISTRIBUTION - SCALE SCORES  
 TELPAS SPRING 2014  
 READING - ONLINE ONLY  
 GRADE 02

SCALE_SCORE		Freq	Cum. Freq	Percent	Cum. Percent
311	*	26	26	0.02	0.02
371		3	29	0.00	0.03
408		3	32	0.00	0.03
431		10	42	0.01	0.04
449		14	56	0.01	0.05
463	*	28	84	0.03	0.08
476	*	72	156	0.07	0.14
487	***	144	300	0.13	0.28
497	*****	331	631	0.30	0.58
506	*****	523	1154	0.48	1.06
515	*****	791	1945	0.73	1.79
523	*****	1171	3116	1.08	2.86
531	*****	1524	4640	1.40	4.27
538	*****	1783	6423	1.64	5.90
545	*****	2156	8579	1.98	7.89
552	*****	2281	10860	2.10	9.98
558	*****	2540	13400	2.33	12.32
564	*****	2516	15916	2.31	14.63
571	*****	2733	18649	2.51	17.14
576	*****	2698	21347	2.48	19.62
582	*****	2752	24099	2.53	22.15
588	*****	2722	26821	2.50	24.66
593	*****	2796	29617	2.57	27.23
599	*****	2804	32421	2.58	29.80
604	*****	2936	35357	2.70	32.50
610	*****	3068	38425	2.82	35.32
615	*****	3090	41515	2.84	38.16
620	*****	3142	44657	2.89	41.05
626	*****	3255	47912	2.99	44.04
631	*****	3397	51309	3.12	47.17
636	*****	3453	54762	3.17	50.34
642	*****	3497	58259	3.21	53.56
647	*****	3442	61701	3.16	56.72
653	*****	3462	65163	3.18	59.90
658	*****	3553	68716	3.27	63.17
664	*****	3638	72354	3.34	66.51
670	*****	3723	76077	3.42	69.94
676	*****	3640	79717	3.35	73.28
683	*****	3625	83342	3.33	76.61
690	*****	3380	86722	3.11	79.72
697	*****	3369	90091	3.10	82.82
705	*****	3276	93367	3.01	85.83
713	*****	3060	96427	2.81	88.64
722	*****	2716	99143	2.50	91.14
733	*****	2566	101709	2.36	93.50
746	*****	2206	103915	2.03	95.53
761	*****	1855	105770	1.71	97.23
783	*****	1489	107259	1.37	98.60
818	*****	1023	108282	0.94	99.54
877	*****	499	108781	0.46	100.00



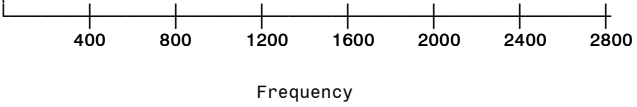
FREQUENCY DISTRIBUTION - SCALE SCORES  
 TELPAS SPRING 2014  
 READING - ONLINE ONLY  
 GRADE 03

SCALE_SCORE		Freq	Cum. Freq	Percent	Cum. Percent
327	*	27	27	0.03	0.03
387		1	28	0.00	0.03
424		1	29	0.00	0.03
446		4	33	0.00	0.03
463		3	36	0.00	0.04
477		8	44	0.01	0.04
489		5	49	0.00	0.05
499		16	65	0.02	0.06
509	*	25	90	0.02	0.09
517	*	50	140	0.05	0.14
525	**	91	231	0.09	0.22
533	****	186	417	0.18	0.41
540	*****	276	693	0.27	0.67
547	*****	383	1076	0.37	1.05
553	*****	502	1578	0.49	1.53
559	*****	709	2287	0.69	2.22
565	*****	760	3047	0.74	2.96
571	*****	878	3925	0.85	3.82
576	*****	1035	4960	1.01	4.82
582	*****	1143	6103	1.11	5.94
587	*****	1209	7312	1.18	7.11
592	*****	1306	8618	1.27	8.38
597	*****	1361	9979	1.32	9.71
602	*****	1508	11487	1.47	11.17
607	*****	1541	13028	1.50	12.67
612	*****	1602	14630	1.56	14.23
616	*****	1639	16269	1.59	15.82
621	*****	1649	17918	1.60	17.43
626	*****	1701	19619	1.65	19.08
630	*****	1814	21433	1.76	20.85
635	*****	1922	23355	1.87	22.72
640	*****	1943	25298	1.89	24.61
644	*****	1990	27288	1.94	26.54
649	*****	2094	29382	2.04	28.58
653	*****	2180	31562	2.12	30.70
658	*****	2199	33761	2.14	32.84
663	*****	2307	36068	2.24	35.08
667	*****	2436	38504	2.37	37.45
672	*****	2660	41164	2.59	40.04
677	*****	2632	43796	2.56	42.60
682	*****	2733	46529	2.66	45.26
687	*****	2898	49427	2.82	48.07
692	*****	2854	52281	2.78	50.85
698	*****	2953	55234	2.87	53.72
703	*****	3095	58329	3.01	56.73
709	*****	3394	61723	3.30	60.03
715	*****	3319	65042	3.23	63.26
721	*****	3446	68488	3.35	66.61
728	*****	3519	72007	3.42	70.04
735	*****	3580	75587	3.48	73.52
743	*****	3704	79291	3.60	77.12
751	*****	3662	82953	3.56	80.68
761	*****	3636	86589	3.54	84.22
771	*****	3631	90220	3.53	87.75
784	*****	3462	93682	3.37	91.12
800	*****	3204	96886	3.12	94.24
821	*****	2825	99711	2.75	96.98
856	*****	2109	101820	2.05	99.03
916	*****	993	102813	0.97	100.00



FREQUENCY DISTRIBUTION - SCALE SCORES  
 TELPAS SPRING 2014  
 READING - ONLINE ONLY  
 GRADE 04

SCALE_SCORE	Freq	Cum. Freq	Percent	Cum. Percent	
351	14	14	0.02	0.02	
411	2	16	0.00	0.02	
447	2	18	0.00	0.02	
469	1	19	0.00	0.02	
486	2	21	0.00	0.02	
499	3	24	0.00	0.03	
511	3	27	0.00	0.03	
521	3	30	0.00	0.03	
530	7	37	0.01	0.04	
539	17	54	0.02	0.06	
547	*	34	88	0.04	0.10
554	*	66	154	0.08	0.18
561	***	129	283	0.15	0.33
568	****	189	472	0.22	0.54
574	*****	267	739	0.31	0.85
580	*****	354	1093	0.41	1.26
586	*****	401	1494	0.46	1.72
592	*****	578	2072	0.67	2.39
598	*****	622	2694	0.72	3.11
603	*****	700	3394	0.81	3.91
608	*****	797	4191	0.92	4.83
614	*****	899	5090	1.04	5.87
619	*****	1012	6102	1.17	7.03
624	*****	1007	7109	1.16	8.20
629	*****	1154	8263	1.33	9.53
634	*****	1345	9608	1.55	11.08
638	*****	1392	11000	1.60	12.68
643	*****	1483	12483	1.71	14.39
648	*****	1565	14048	1.80	16.19
653	*****	1728	15776	1.99	18.19
657	*****	1854	17630	2.14	20.32
662	*****	1883	19513	2.17	22.49
666	*****	2103	21616	2.42	24.92
671	*****	2283	23899	2.63	27.55
676	*****	2327	26226	2.68	30.23
680	*****	2344	28570	2.70	32.94
685	*****	2467	31037	2.84	35.78
689	*****	2564	33601	2.96	38.74
694	*****	2596	36197	2.99	41.73
699	*****	2780	38977	3.20	44.93
703	*****	2697	41674	3.11	48.04
708	*****	2678	44352	3.09	51.13
713	*****	2756	47108	3.18	54.31
718	*****	2805	49913	3.23	57.54
723	*****	2726	52639	3.14	60.68
728	*****	2720	55359	3.14	63.82
733	*****	2733	58092	3.15	66.97
739	*****	2686	60778	3.10	70.07
744	*****	2644	63422	3.05	73.11
750	*****	2750	66172	3.17	76.28
756	*****	2518	68690	2.90	79.19
763	*****	2533	71223	2.92	82.11
770	*****	2436	73659	2.81	84.91
777	*****	2342	76001	2.70	87.61
786	*****	2143	78144	2.47	90.08
795	*****	2068	80212	2.38	92.47
805	*****	1800	82012	2.08	94.54
818	*****	1606	83618	1.85	96.40
833	*****	1309	84927	1.51	97.90
855	*****	949	85876	1.09	99.00
890	*****	596	86472	0.69	99.69
949	*****	273	86745	0.31	100.00

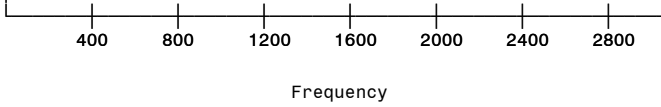


Frequency



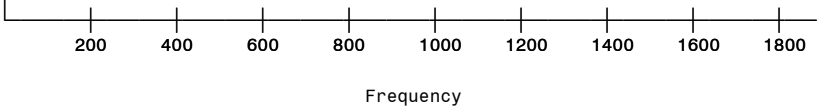
FREQUENCY DISTRIBUTION - SCALE SCORES  
 TELPAS SPRING 2014  
 READING - ONLINE ONLY  
 GRADE 05

SCALE_SCORE		Freq	Cum. Freq	Percent	Cum. Percent
351		14	14	0.02	0.02
411		2	16	0.00	0.02
447		1	17	0.00	0.02
469		2	19	0.00	0.03
486		1	20	0.00	0.03
499		2	22	0.00	0.03
511		2	24	0.00	0.03
521		3	27	0.00	0.04
530		4	31	0.01	0.04
539		15	46	0.02	0.06
547		17	63	0.02	0.09
554	*	34	97	0.05	0.13
561	*	68	165	0.09	0.23
568	**	89	254	0.12	0.35
574	**	123	377	0.17	0.52
580	****	212	589	0.29	0.81
586	*****	242	831	0.33	1.15
592	*****	288	1119	0.40	1.55
598	*****	396	1515	0.55	2.09
603	*****	426	1941	0.59	2.68
608	*****	458	2399	0.63	3.31
614	*****	484	2883	0.67	3.98
619	*****	511	3394	0.71	4.69
624	*****	554	3948	0.77	5.45
629	*****	555	4503	0.77	6.22
634	*****	671	5174	0.93	7.15
638	*****	675	5849	0.93	8.08
643	*****	750	6599	1.04	9.12
648	*****	776	7375	1.07	10.19
653	*****	826	8201	1.14	11.33
657	*****	957	9158	1.32	12.65
662	*****	955	10113	1.32	13.97
666	*****	1040	11153	1.44	15.41
671	*****	1188	12341	1.64	17.05
676	*****	1300	13641	1.80	18.85
680	*****	1368	15009	1.89	20.74
685	*****	1403	16412	1.94	22.68
689	*****	1615	18027	2.23	24.91
694	*****	1648	19675	2.28	27.18
699	*****	1789	21464	2.47	29.66
703	*****	1891	23355	2.61	32.27
708	*****	1934	25289	2.67	34.94
713	*****	2055	27344	2.84	37.78
718	*****	2141	29485	2.96	40.74
723	*****	2257	31742	3.12	43.86
728	*****	2379	34121	3.29	47.14
733	*****	2396	36517	3.31	50.45
739	*****	2542	39059	3.51	53.96
744	*****	2646	41705	3.66	57.62
750	*****	2738	44443	3.78	61.40
756	*****	2802	47245	3.87	65.27
763	*****	2999	50244	4.14	69.42
770	*****	2947	53191	4.07	73.49
777	*****	3035	56226	4.19	77.68
786	*****	2868	59094	3.96	81.65
795	*****	2766	61860	3.82	85.47
805	*****	2661	64521	3.68	89.14
818	*****	2371	66892	3.28	92.42
833	*****	2133	69025	2.95	95.37
855	*****	1672	70697	2.31	97.68
890	*****	1153	71850	1.59	99.27
949	*****	529	72379	0.73	100.00



FREQUENCY DISTRIBUTION - SCALE SCORES  
 TELPAS SPRING 2014  
 READING - ONLINE ONLY  
 GRADE 06

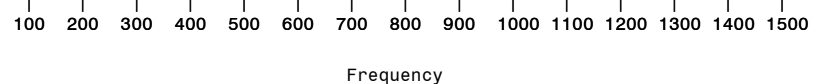
SCALE_SCORE	Freq	Cum. Freq	Percent	Cum. Percent
355	11	11	0.02	0.02
415	3	14	0.01	0.03
452	1	15	0.00	0.03
474	2	17	0.00	0.03
505	1	18	0.00	0.03
517	2	20	0.00	0.04
528	4	24	0.01	0.05
538	9	33	0.02	0.06
547 *	15	48	0.03	0.09
555 *	29	77	0.05	0.15
563 **	44	121	0.08	0.23
570 ***	72	193	0.14	0.37
577 *****	126	319	0.24	0.60
583 *****	146	465	0.28	0.88
590 *****	202	667	0.38	1.26
596 *****	226	893	0.43	1.69
601 *****	283	1176	0.54	2.22
607 *****	303	1479	0.57	2.80
612 *****	394	1873	0.75	3.54
618 *****	391	2264	0.74	4.28
623 *****	410	2674	0.78	5.06
628 *****	432	3106	0.82	5.88
633 *****	510	3616	0.96	6.84
637 *****	532	4148	1.01	7.85
642 *****	543	4691	1.03	8.87
647 *****	627	5318	1.19	10.06
651 *****	619	5937	1.17	11.23
655 *****	685	6622	1.30	12.53
660 *****	767	7389	1.45	13.98
664 *****	802	8191	1.52	15.49
669 *****	895	9086	1.69	17.19
673 *****	920	10006	1.74	18.93
677 *****	1005	11011	1.90	20.83
681 *****	1085	12096	2.05	22.88
685 *****	1125	13221	2.13	25.01
690 *****	1257	14478	2.38	27.39
694 *****	1356	15834	2.56	29.95
698 *****	1331	17165	2.52	32.47
702 *****	1492	18657	2.82	35.29
707 *****	1546	20203	2.92	38.21
711 *****	1602	21805	3.03	41.24
715 *****	1661	23466	3.14	44.39
720 *****	1687	25153	3.19	47.58
724 *****	1690	26843	3.20	50.77
729 *****	1778	28621	3.36	54.14
733 *****	1742	30363	3.29	57.43
738 *****	1863	32226	3.52	60.96
743 *****	1794	34020	3.39	64.35
748 *****	1862	35882	3.52	67.87
754 *****	1714	37596	3.24	71.11
759 *****	1783	39379	3.37	74.49
765 *****	1673	41052	3.16	77.65
772 *****	1707	42759	3.23	80.88
778 *****	1667	44426	3.15	84.03
786 *****	1536	45962	2.91	86.94
794 *****	1481	47443	2.80	89.74
803 *****	1253	48696	2.37	92.11
813 *****	1207	49903	2.28	94.39
825 *****	1035	50938	1.96	96.35
841 *****	846	51784	1.60	97.95
862 *****	536	52320	1.01	98.96
896 *****	379	52699	0.72	99.68
955 *****	169	52868	0.32	100.00



Frequency

FREQUENCY DISTRIBUTION - SCALE SCORES  
 TELPAS SPRING 2014  
 READING - ONLINE ONLY  
 GRADE 07

SCALE_SCORE		Freq	Cum. Freq	Percent	Cum. Percent
355	*	22	22	0.05	0.05
452		3	25	0.01	0.06
474		3	28	0.01	0.06
491		2	30	0.00	0.07
505		1	31	0.00	0.07
517		3	34	0.01	0.08
528		3	37	0.01	0.08
538		7	44	0.02	0.10
547	*	16	60	0.04	0.14
555	**	33	93	0.07	0.21
563	**	48	141	0.11	0.32
570	***	66	207	0.15	0.47
577	*****	99	306	0.22	0.69
583	*****	159	465	0.36	1.06
590	*****	195	660	0.44	1.50
596	*****	239	899	0.54	2.04
601	*****	254	1153	0.58	2.62
607	*****	268	1421	0.61	3.22
612	*****	290	1711	0.66	3.88
618	*****	321	2032	0.73	4.61
623	*****	397	2429	0.90	5.51
628	*****	352	2781	0.80	6.31
633	*****	393	3174	0.89	7.20
637	*****	428	3602	0.97	8.17
642	*****	434	4036	0.98	9.16
647	*****	458	4494	1.04	10.20
651	*****	490	4984	1.11	11.31
655	*****	493	5477	1.12	12.43
660	*****	605	6082	1.37	13.80
664	*****	583	6665	1.32	15.12
669	*****	605	7270	1.37	16.50
673	*****	631	7901	1.43	17.93
677	*****	758	8659	1.72	19.65
681	*****	733	9392	1.66	21.31
685	*****	916	10308	2.08	23.39
690	*****	954	11262	2.16	25.55
694	*****	1053	12315	2.39	27.94
698	*****	1061	13376	2.41	30.35
702	*****	1105	14481	2.51	32.86
707	*****	1163	15644	2.64	35.50
711	*****	1210	16854	2.75	38.24
715	*****	1302	18156	2.95	41.20
720	*****	1264	19420	2.87	44.06
724	*****	1375	20795	3.12	47.18
729	*****	1363	22158	3.09	50.28
733	*****	1431	23589	3.25	53.52
738	*****	1405	24994	3.19	56.71
743	*****	1508	26502	3.42	60.13
748	*****	1457	27959	3.31	63.44
754	*****	1496	29455	3.39	66.83
759	*****	1471	30926	3.34	70.17
765	*****	1443	32369	3.27	73.44
772	*****	1478	33847	3.35	76.80
778	*****	1557	35404	3.53	80.33
786	*****	1483	36887	3.36	83.70
794	*****	1448	38335	3.29	86.98
803	*****	1388	39723	3.15	90.13
813	*****	1192	40915	2.70	92.83
825	*****	1068	41983	2.42	95.26
841	*****	872	42855	1.98	97.24
862	*****	624	43479	1.42	98.65
896	*****	421	43900	0.96	99.61
955	*****	173	44073	0.39	100.00



FREQUENCY DISTRIBUTION - SCALE SCORES  
 TELPAS SPRING 2014  
 READING - ONLINE ONLY  
 GRADE 08

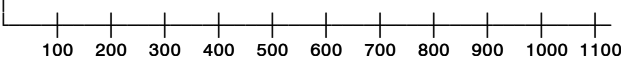
SCALE_SCORE		Freq	Cum. Freq	Percent	Cum. Percent
376	*	10	10	0.03	0.03
435		5	15	0.01	0.04
471		1	16	0.00	0.05
523		1	17	0.00	0.05
535		3	20	0.01	0.06
545		1	21	0.00	0.06
554		6	27	0.02	0.08
562	*	18	45	0.05	0.13
570	*	19	64	0.05	0.18
577	*	26	90	0.07	0.26
584	***	52	142	0.15	0.41
590	****	83	225	0.24	0.64
597	*****	108	333	0.31	0.95
603	*****	129	462	0.37	1.32
608	*****	148	610	0.42	1.75
614	*****	177	787	0.51	2.25
619	*****	218	1005	0.62	2.88
624	*****	216	1221	0.62	3.50
630	*****	248	1469	0.71	4.21
634	*****	305	1774	0.87	5.08
639	*****	257	2031	0.74	5.82
644	*****	307	2338	0.88	6.70
649	*****	306	2644	0.88	7.57
653	*****	334	2978	0.96	8.53
658	*****	336	3314	0.96	9.49
662	*****	403	3717	1.15	10.65
666	*****	406	4123	1.16	11.81
671	*****	464	4587	1.33	13.14
675	*****	541	5128	1.55	14.69
679	*****	479	5607	1.37	16.06
683	*****	588	6195	1.68	17.74
688	*****	574	6769	1.64	19.39
692	*****	653	7422	1.87	21.26
696	*****	712	8134	2.04	23.30
700	*****	680	8814	1.95	25.25
704	*****	789	9603	2.26	27.51
708	*****	808	10411	2.31	29.82
712	*****	861	11272	2.47	32.29
717	*****	918	12190	2.63	34.92
721	*****	955	13145	2.74	37.65
725	*****	987	14132	2.83	40.48
730	*****	1047	15179	3.00	43.48
734	*****	1110	16289	3.18	46.66
739	*****	1165	17454	3.34	49.99
743	*****	1165	18619	3.34	53.33
748	*****	1178	19797	3.37	56.71
753	*****	1260	21057	3.61	60.31
758	*****	1304	22361	3.74	64.05
764	*****	1383	23744	3.96	68.01
769	*****	1440	25184	4.12	72.14
775	*****	1432	26616	4.10	76.24
782	*****	1330	27946	3.81	80.05
788	*****	1297	29243	3.72	83.76
796	*****	1195	30438	3.42	87.18
804	*****	1133	31571	3.25	90.43
813	*****	976	32547	2.80	93.23
823	*****	836	33383	2.39	95.62
836	*****	627	34010	1.80	97.42
851	*****	446	34456	1.28	98.69
872	*****	311	34767	0.89	99.58
907	*****	116	34883	0.33	99.92
966	*	29	34912	0.08	100.00

100 200 300 400 500 600 700 800 900 1000 1100 1200 1300 1400

Frequency

FREQUENCY DISTRIBUTION - SCALE SCORES  
 TELPAS SPRING 2014  
 READING - ONLINE ONLY  
 GRADE 09

SCALE_SCORE		Freq	Cum. Freq	Percent	Cum. Percent
376	*	22	22	0.07	0.07
435		7	29	0.02	0.09
471		2	31	0.01	0.09
493		3	34	0.01	0.10
510		3	37	0.01	0.11
523		1	38	0.00	0.11
535		6	44	0.02	0.13
545	*	11	55	0.03	0.16
554	*	14	69	0.04	0.20
562	**	32	101	0.09	0.30
570	**	42	143	0.12	0.42
577	***	68	211	0.20	0.62
584	*****	141	352	0.42	1.04
590	*****	182	534	0.54	1.58
597	*****	245	779	0.72	2.30
603	*****	273	1052	0.81	3.11
608	*****	346	1398	1.02	4.13
614	*****	396	1794	1.17	5.30
619	*****	434	2228	1.28	6.58
624	*****	442	2670	1.31	7.89
630	*****	477	3147	1.41	9.30
634	*****	493	3640	1.46	10.76
639	*****	455	4095	1.34	12.10
644	*****	453	4548	1.34	13.44
649	*****	477	5025	1.41	14.85
653	*****	460	5485	1.36	16.21
658	*****	479	5964	1.42	17.62
662	*****	497	6461	1.47	19.09
666	*****	534	6995	1.58	20.67
671	*****	536	7531	1.58	22.25
675	*****	580	8111	1.71	23.97
679	*****	530	8641	1.57	25.53
683	*****	626	9267	1.85	27.38
688	*****	582	9849	1.72	29.10
692	*****	631	10480	1.86	30.97
696	*****	644	11124	1.90	32.87
700	*****	734	11858	2.17	35.04
704	*****	652	12510	1.93	36.97
708	*****	734	13244	2.17	39.13
712	*****	738	13982	2.18	41.32
717	*****	736	14718	2.17	43.49
721	*****	752	15470	2.22	45.71
725	*****	807	16277	2.38	48.10
730	*****	880	17157	2.60	50.70
734	*****	876	18033	2.59	53.29
739	*****	860	18893	2.54	55.83
743	*****	921	19814	2.72	58.55
748	*****	967	20781	2.86	61.41
753	*****	948	21729	2.80	64.21
758	*****	976	22705	2.88	67.09
764	*****	1030	23735	3.04	70.13
769	*****	1083	24818	3.20	73.33
775	*****	1086	25904	3.21	76.54
782	*****	1100	27004	3.25	79.79
788	*****	1128	28132	3.33	83.13
796	*****	1043	29175	3.08	86.21
804	*****	1081	30256	3.19	89.40
813	*****	893	31149	2.64	92.04
823	*****	838	31987	2.48	94.52
836	*****	695	32682	2.05	96.57
851	*****	562	33244	1.66	98.23
872	*****	363	33607	1.07	99.31
907	*****	186	33793	0.55	99.86
966	**	49	33842	0.14	100.00



Frequency

FREQUENCY DISTRIBUTION - SCALE SCORES  
 TELPAS SPRING 2014  
 READING - ONLINE ONLY  
 GRADE 10

SCALE\_SCORE

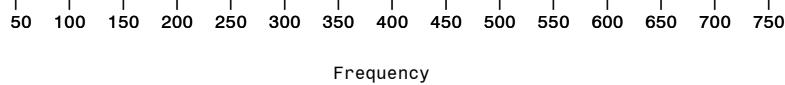
SCALE_SCORE		Freq	Cum. Freq	Percent	Cum. Percent
392	*	12	12	0.05	0.05
452		1	13	0.00	0.06
488		1	14	0.00	0.06
528		1	15	0.00	0.06
553		1	16	0.00	0.07
573		3	19	0.01	0.08
582	*	8	27	0.03	0.12
590	*	9	36	0.04	0.15
597	**	15	51	0.06	0.22
605	***	26	77	0.11	0.33
611	****	41	118	0.18	0.50
618	*****	72	190	0.31	0.81
624	*****	77	267	0.33	1.14
630	*****	119	386	0.51	1.65
635	*****	134	520	0.57	2.22
641	*****	207	727	0.88	3.11
646	*****	219	946	0.94	4.04
651	*****	247	1193	1.06	5.10
656	*****	246	1439	1.05	6.15
661	*****	296	1735	1.27	7.42
666	*****	293	2028	1.25	8.67
670	*****	277	2305	1.18	9.85
675	*****	312	2617	1.33	11.19
679	*****	373	2990	1.59	12.78
684	*****	366	3356	1.56	14.35
688	*****	368	3724	1.57	15.92
693	*****	428	4152	1.83	17.75
697	*****	450	4602	1.92	19.67
701	*****	454	5056	1.94	21.61
705	*****	470	5526	2.01	23.62
709	*****	480	6006	2.05	25.67
713	*****	500	6506	2.14	27.81
718	*****	495	7001	2.12	29.93
722	*****	481	7482	2.06	31.98
726	*****	518	8000	2.21	34.20
730	*****	560	8560	2.39	36.59
734	*****	552	9112	2.36	38.95
738	*****	570	9682	2.44	41.39
743	*****	576	10258	2.46	43.85
747	*****	589	10847	2.52	46.37
751	*****	647	11494	2.77	49.13
756	*****	658	12152	2.81	51.94
760	*****	667	12819	2.85	54.80
765	*****	676	13495	2.89	57.69
770	*****	773	14268	3.30	60.99
774	*****	764	15032	3.27	64.26
780	*****	772	15804	3.30	67.56
785	*****	792	16596	3.39	70.94
790	*****	781	17377	3.34	74.28
796	*****	736	18113	3.15	77.43
802	*****	763	18876	3.26	80.69
808	*****	748	19624	3.20	83.88
815	*****	707	20331	3.02	86.91
823	*****	694	21025	2.97	89.87
831	*****	619	21644	2.65	92.52
840	*****	478	22122	2.04	94.56
851	*****	433	22555	1.85	96.41
863	*****	303	22858	1.30	97.71
878	*****	253	23111	1.08	98.79
900	*****	159	23270	0.68	99.47
935	*****	86	23356	0.37	99.84
994	****	38	23394	0.16	100.00

50 100 150 200 250 300 350 400 450 500 550 600 650 700 750

Frequency

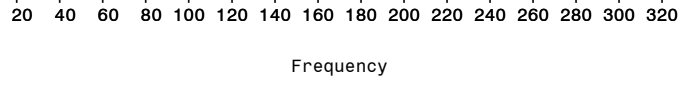
FREQUENCY DISTRIBUTION - SCALE SCORES  
 TELPAS SPRING 2014  
 READING - ONLINE ONLY  
 GRADE 11

SCALE_SCORE	Freq	Cum. Freq	Percent	Cum. Percent
392	3	3	0.02	0.02
528	1	4	0.01	0.02
564	1	5	0.01	0.03
590	2	7	0.01	0.04
597	*	8	0.04	0.08
605	*	14	0.08	0.16
611	*	14	0.08	0.24
618	**	19	0.11	0.35
624	*****	45	0.25	0.60
630	*****	46	0.26	0.86
635	*****	77	0.43	1.29
641	*****	82	0.46	1.75
646	*****	96	0.54	2.29
651	*****	112	0.63	2.92
656	*****	132	0.74	3.66
661	*****	148	0.83	4.49
666	*****	147	0.83	5.32
670	*****	151	0.85	6.16
675	*****	200	1.12	7.29
679	*****	210	1.18	8.46
684	*****	221	1.24	9.70
688	*****	202	1.13	10.84
693	*****	235	1.32	12.16
697	*****	262	1.47	13.63
701	*****	270	1.52	15.14
705	*****	316	1.77	16.92
709	*****	326	1.83	18.75
713	*****	295	1.66	20.40
718	*****	310	1.74	22.14
722	*****	327	1.84	23.98
726	*****	358	2.01	25.99
730	*****	302	1.70	27.68
734	*****	355	1.99	29.68
738	*****	375	2.10	31.78
743	*****	414	2.32	34.10
747	*****	414	2.32	36.43
751	*****	403	2.26	38.69
756	*****	491	2.76	41.45
760	*****	498	2.80	44.24
765	*****	501	2.81	47.05
770	*****	579	3.25	50.30
774	*****	555	3.12	53.42
780	*****	611	3.43	56.85
785	*****	618	3.47	60.32
790	*****	689	3.87	64.18
796	*****	691	3.88	68.06
802	*****	769	4.32	72.38
808	*****	671	3.77	76.15
815	*****	708	3.97	80.12
823	*****	691	3.88	84.00
831	*****	601	3.37	87.37
840	*****	558	3.13	90.50
851	*****	504	2.83	93.33
863	*****	440	2.47	95.80
878	*****	350	1.96	97.77
900	*****	219	1.23	99.00
935	*****	133	0.75	99.74
994	*****	46	0.26	100.00



FREQUENCY DISTRIBUTION - SCALE SCORES  
 Telpas Spring 2014  
 Reading - Online Only  
 Grade 12

SCALE_SCORE		Freq	Cum. Freq	Percent	Cum. Percent
392	*	6	6	0.06	0.06
488		1	7	0.01	0.07
511		1	8	0.01	0.08
564		1	9	0.01	0.09
573		1	10	0.01	0.10
582		1	11	0.01	0.11
590	*	6	17	0.06	0.18
597	*	6	23	0.06	0.24
605	**	10	33	0.10	0.34
611	***	14	47	0.14	0.49
618	****	20	67	0.21	0.69
624	*****	38	105	0.39	1.09
630	*****	45	150	0.47	1.55
635	*****	75	225	0.78	2.33
641	*****	71	296	0.73	3.06
646	*****	82	378	0.85	3.91
651	*****	70	448	0.72	4.63
656	*****	75	523	0.78	5.41
661	*****	106	629	1.10	6.50
666	*****	106	735	1.10	7.60
670	*****	117	852	1.21	8.81
675	*****	117	969	1.21	10.02
679	*****	139	1108	1.44	11.45
684	*****	142	1250	1.47	12.92
688	*****	171	1421	1.77	14.69
693	*****	149	1570	1.54	16.23
697	*****	190	1760	1.96	18.19
701	*****	201	1961	2.08	20.27
705	*****	180	2141	1.86	22.13
709	*****	217	2358	2.24	24.38
713	*****	206	2564	2.13	26.51
718	*****	242	2806	2.50	29.01
722	*****	191	2997	1.97	30.98
726	*****	226	3223	2.34	33.32
730	*****	260	3483	2.69	36.01
734	*****	234	3717	2.42	38.43
738	*****	242	3959	2.50	40.93
743	*****	236	4195	2.44	43.37
747	*****	247	4442	2.55	45.92
751	*****	214	4656	2.21	48.13
756	*****	252	4908	2.61	50.74
760	*****	278	5186	2.87	53.61
765	*****	305	5491	3.15	56.77
770	*****	291	5782	3.01	59.77
774	*****	276	6058	2.85	62.63
780	*****	316	6374	3.27	65.89
785	*****	295	6669	3.05	68.94
790	*****	288	6957	2.98	71.92
796	*****	295	7252	3.05	74.97
802	*****	268	7520	2.77	77.74
808	*****	336	7856	3.47	81.22
815	*****	312	8168	3.23	84.44
823	*****	278	8446	2.87	87.32
831	*****	267	8713	2.76	90.08
840	*****	224	8937	2.32	92.39
851	*****	216	9153	2.23	94.62
863	*****	196	9349	2.03	96.65
878	*****	144	9493	1.49	98.14
900	*****	99	9592	1.02	99.16
935	*****	57	9649	0.59	99.75
994	*****	24	9673	0.25	100.00






FREQUENCY DISTRIBUTION - SCALE SCORES  
 TELPAS SPRING 2014  
 READING - PAPER ONLY  
 GRADE 02

SCALE\_SCORE

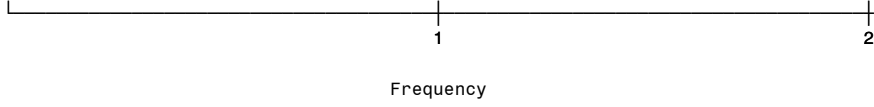
			Cum. Freq	Percent	Cum. Percent
466	*****		1	6.67	6.67
478	*****		1	6.67	13.33
523	*****		1	6.67	20.00
562	*****		2	13.33	33.33
580	*****		1	6.67	40.00
585	*****		1	6.67	46.67
596	*****		1	6.67	53.33
607	*****		1	6.67	60.00
618	*****		1	6.67	66.67
683	*****		1	6.67	73.33
698	*****		1	6.67	80.00
727	*****		2	13.33	93.33
812	*****		1	6.67	100.00



FREQUENCY DISTRIBUTION - SCALE SCORES  
 TELPAS SPRING 2014  
 READING - PAPER ONLY  
 GRADE 03

SCALE\_SCORE

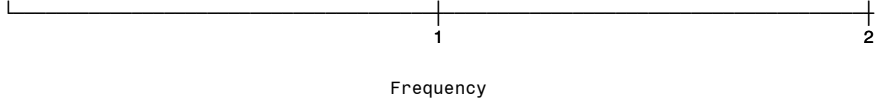
SCALE_SCORE	Freq	Cum. Freq	Percent	Cum. Percent
536	1	1	4.55	4.55
550	2	3	9.09	13.64
568	1	4	4.55	18.18
574	1	5	4.55	22.73
584	1	6	4.55	27.27
589	1	7	4.55	31.82
614	1	8	4.55	36.36
618	2	10	9.09	45.45
623	1	11	4.55	50.00
628	1	12	4.55	54.55
637	1	13	4.55	59.09
664	1	14	4.55	63.64
669	2	16	9.09	72.73
674	1	17	4.55	77.27
684	1	18	4.55	81.82
689	1	19	4.55	86.36
694	1	20	4.55	90.91
718	1	21	4.55	95.45
758	1	22	4.55	100.00



FREQUENCY DISTRIBUTION - SCALE SCORES  
 TELPAS SPRING 2014  
 READING - PAPER ONLY  
 GRADE 04

SCALE\_SCORE

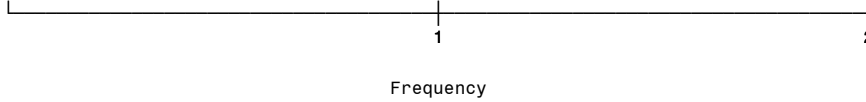
SCALE_SCORE	Freq	Cum. Freq	Percent	Cum. Percent
545	1	1	9.09	9.09
599	1	2	9.09	18.18
614	1	3	9.09	27.27
619	1	4	9.09	36.36
674	2	6	18.18	54.55
736	1	7	9.09	63.64
756	1	8	9.09	72.73
764	1	9	9.09	81.82
772	1	10	9.09	90.91
805	1	11	9.09	100.00



FREQUENCY DISTRIBUTION - SCALE SCORES  
 TELPAS SPRING 2014  
 READING - PAPER ONLY  
 GRADE 05

SCALE\_SCORE

SCALE_SCORE	Freq	Cum. Freq	Percent	Cum. Percent
614	2	2	13.33	13.33
656	1	3	6.67	20.00
674	1	4	6.67	26.67
679	2	6	13.33	40.00
719	2	8	13.33	53.33
730	1	9	6.67	60.00
736	1	10	6.67	66.67
749	2	12	13.33	80.00
793	1	13	6.67	86.67
805	2	15	13.33	100.00



FREQUENCY DISTRIBUTION - SCALE SCORES  
 TELPAS SPRING 2014  
 READING - PAPER ONLY  
 GRADE 06

SCALE_SCORE		Freq	Cum. Freq	Percent	Cum. Percent
563	*****	1	1	4.76	4.76
582	*****	1	2	4.76	9.52
594	*****	1	3	4.76	14.29
653	*****	1	4	4.76	19.05
662	*****	1	5	4.76	23.81
675	*****	2	7	9.52	33.33
684	*****	1	8	4.76	38.10
702	*****	1	9	4.76	42.86
721	*****	3	12	14.29	57.14
736	*****	1	13	4.76	61.90
741	*****	1	14	4.76	66.67
747	*****	1	15	4.76	71.43
753	*****	1	16	4.76	76.19
765	*****	1	17	4.76	80.95
772	*****	1	18	4.76	85.71
779	*****	1	19	4.76	90.48
795	*****	1	20	4.76	95.24
828	*****	1	21	4.76	100.00

FREQUENCY DISTRIBUTION - SCALE SCORES  
 TELPAS SPRING 2014  
 READING - PAPER ONLY  
 GRADE 07

SCALE\_SCORE

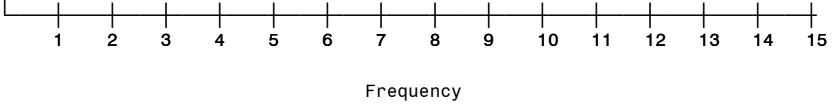
SCALE_SCORE	Freq	Cum. Freq	Percent	Cum. Percent
576	3	3	6.12	6.12
582	2	5	4.08	10.20
588	1	6	2.04	12.24
594	1	7	2.04	14.29
599	2	9	4.08	18.37
605	1	10	2.04	20.41
610	1	11	2.04	22.45
615	1	12	2.04	24.49
620	1	13	2.04	26.53
625	1	14	2.04	28.57
630	1	15	2.04	30.61
644	1	16	2.04	32.65
653	1	17	2.04	34.69
662	1	18	2.04	36.73
671	1	19	2.04	38.78
680	3	22	6.12	44.90
693	1	23	2.04	46.94
698	2	25	4.08	51.02
702	1	26	2.04	53.06
716	1	27	2.04	55.10
721	2	29	4.08	59.18
726	4	33	8.16	67.35
731	2	35	4.08	71.43
747	3	38	6.12	77.55
759	1	39	2.04	79.59
765	2	41	4.08	83.67
787	3	44	6.12	89.80
795	1	45	2.04	91.84
816	3	48	6.12	97.96
844	1	49	2.04	100.00



FREQUENCY DISTRIBUTION - SCALE SCORES  
 TELPAS SPRING 2014  
 READING - PAPER ONLY  
 GRADE 08

SCALE\_SCORE

			Cum. Freq	Percent	Cum. Percent
544	*****		2	2	1.07
552	*****		4	6	2.14
560	*****		6	12	3.21
568	*****		5	17	2.67
575	*****		14	31	7.49
581	*****		7	38	3.74
588	*****		15	53	8.02
594	*****		11	64	5.88
600	*****		12	76	6.42
606	*****		14	90	7.49
611	*****		14	104	7.49
617	*****		9	113	4.81
622	*****		7	120	3.74
627	*****		11	131	5.88
632	*****		6	137	3.21
637	*****		4	141	2.14
647	*****		1	142	0.53
651	*****		1	143	0.53
656	*****		1	144	0.53
660	*****		2	146	1.07
665	*****		2	148	1.07
674	*****		2	150	1.07
687	*****		2	152	1.07
691	*****		2	154	1.07
696	*****		1	155	0.53
700	*****		2	157	1.07
704	*****		1	158	0.53
709	*****		2	160	1.07
713	*****		2	162	1.07
718	*****		3	165	1.60
722	*****		3	168	1.60
727	*****		2	170	1.07
732	*****		2	172	1.07
737	*****		1	173	0.53
752	*****		2	175	1.07
758	*****		2	177	1.07
764	*****		2	179	1.07
770	*****		1	180	0.53
777	*****		1	181	0.53
791	*****		2	183	1.07
800	*****		1	184	0.53
809	*****		1	185	0.53
906	*****		2	187	1.07



FREQUENCY DISTRIBUTION - SCALE SCORES  
 TELPAS SPRING 2014  
 READING - PAPER ONLY  
 GRADE 09

SCALE\_SCORE

			Cum.		Cum.
			Freq	Freq	Percent
568	*****		1	1	1.64
575	*****		1	2	3.28
581	*****		1	3	4.92
611	*****		1	4	6.56
627	*****		1	5	8.20
637	*****		4	9	14.75
647	*****		1	10	16.39
651	*****		2	12	19.67
665	*****		1	13	21.31
669	*****		1	14	22.95
678	*****		1	15	24.59
682	*****		3	18	29.51
687	*****		1	19	31.15
691	*****		1	20	32.79
696	*****		2	22	36.07
700	*****		1	23	37.70
709	*****		1	24	39.34
713	*****		3	27	44.26
718	*****		1	28	45.90
722	*****		1	29	47.54
727	*****		1	30	49.18
732	*****		1	31	50.82
737	*****		1	32	52.46
742	*****		3	35	57.38
747	*****		1	36	59.02
752	*****		2	38	62.30
758	*****		4	42	68.85
770	*****		2	44	72.13
784	*****		4	48	78.69
800	*****		3	51	83.61
809	*****		2	53	86.89
820	*****		4	57	93.44
833	*****		1	58	95.08
849	*****		2	60	98.36
906	*****		1	61	100.00





FREQUENCY DISTRIBUTION - SCALE SCORES  
 TELPAS SPRING 2014  
 READING - PAPER ONLY  
 GRADE 10

SCALE_SCORE		Freq	Cum. Freq	Percent	Cum. Percent
591	*****	1	1	2.63	2.63
617	*****	1	2	2.63	5.26
644	*****	2	4	5.26	10.53
659	*****	1	5	2.63	13.16
690	*****	1	6	2.63	15.79
699	*****	1	7	2.63	18.42
703	*****	2	9	5.26	23.68
720	*****	2	11	5.26	28.95
725	*****	2	13	5.26	34.21
729	*****	1	14	2.63	36.84
738	*****	1	15	2.63	39.47
742	*****	1	16	2.63	42.11
747	*****	1	17	2.63	44.74
751	*****	1	18	2.63	47.37
756	*****	2	20	5.26	52.63
761	*****	1	21	2.63	55.26
766	*****	2	23	5.26	60.53
771	*****	1	24	2.63	63.16
776	*****	5	29	13.16	76.32
782	*****	2	31	5.26	81.58
788	*****	1	32	2.63	84.21
794	*****	1	33	2.63	86.84
814	*****	1	34	2.63	89.47
832	*****	1	35	2.63	92.11
842	*****	2	37	5.26	97.37
870	*****	1	38	2.63	100.00

FREQUENCY DISTRIBUTION - SCALE SCORES  
 TELPAS SPRING 2014  
 READING - PAPER ONLY  
 GRADE 11

SCALE\_SCORE

			Cum. Freq	Percent	Cum. Percent
639	*****	1	1	4.00	4.00
649	*****	1	2	4.00	8.00
659	*****	1	3	4.00	12.00
663	*****	1	4	4.00	16.00
668	*****	1	5	4.00	20.00
673	*****	1	6	4.00	24.00
677	*****	1	7	4.00	28.00
686	*****	2	9	8.00	36.00
703	*****	1	10	4.00	40.00
712	*****	2	12	8.00	48.00
716	*****	2	14	8.00	56.00
729	*****	1	15	4.00	60.00
738	*****	1	16	4.00	64.00
747	*****	1	17	4.00	68.00
756	*****	2	19	8.00	76.00
766	*****	1	20	4.00	80.00
782	*****	2	22	8.00	88.00
807	*****	1	23	4.00	92.00
814	*****	1	24	4.00	96.00
823	*****	1	25	4.00	100.00



FREQUENCY DISTRIBUTION - SCALE SCORES  
 TELPAS SPRING 2014  
 READING - PAPER ONLY  
 GRADE 12

SCALE\_SCORE

			Cum. Freq	Percent	Cum. Percent
628	*****		1	10.00	10.00
649	*****		1	10.00	20.00
729	*****		1	10.00	30.00
733	*****		1	10.00	40.00
747	*****		1	10.00	50.00
766	*****		2	20.00	70.00
771	*****		1	10.00	80.00
776	*****		1	10.00	90.00
891	*****		1	10.00	100.00

