

# Spring 2024 STAAR Administration Recap



# Spring 2024 STAAR Administration

Number of students taking a STAAR test at the same time  (Tuesdays numbers)	Week	2023	2024
	1	747,468	585,490
	2	1,129,362	1,187,790
	3	963,034	876,544
	4	682,045	724,105

- 2<sup>nd</sup> week of window administrations increased for all subjects.
- Tuesdays were the highest day of each week overall

Testing Support Help Desk Tickets  (Tuesdays numbers)	Week	2023	2024
	1	1,204	529
	2	1,609	1,682
	3	546	488
	4	341	333

- We've seen a decrease in Help Desk ticket volume, even on high concurrency days

# Spring 2024 Early Results: The Quickest Way to Get Assessment Results



# Spring '24 STAAR EOC Reporting Timeline

~10 working days before Preliminary Data Files

**Early Results in Centralized Report System (CRS)**  
*early test results to assist with local decisions*

5/22

**Preliminary Results Data File**  
*Opportunity for school systems to make corrections*

6/4 6/7

**Family & Research Portals**  
*Provide families & public with student results and resources*

**Final Results Data File**  
*Final assessment data to be used for accountability reporting*

7/10

**May**

**June**

**July**

5/30

**Early Results in Centralized Report System (CRS)**  
*early test results to assist with local decisions*

6/11 6/14

**Preliminary Results Data File**  
*Opportunity for school systems to make corrections*

**Family & Research Portals**  
*Provide families & public with student results and resources*

7/19

**Final Results Data File**  
*Final assessment data to be used for accountability reporting*

# Spring '24 STAAR 3-8 Reporting Timeline


# Spring 2024 Early Results

- Provides assessment results (raw/scale scores and item level information) through the Centralized Reporting System (CRS)
- Early results data files are also delivered to the superintendent and district testing coordinator's secure inbox
- Because it only contains information about the student test taken in spring '24, they can be produced about 10 days earlier than preliminary assessment data files

## What can the Early Results in CRS be used for?


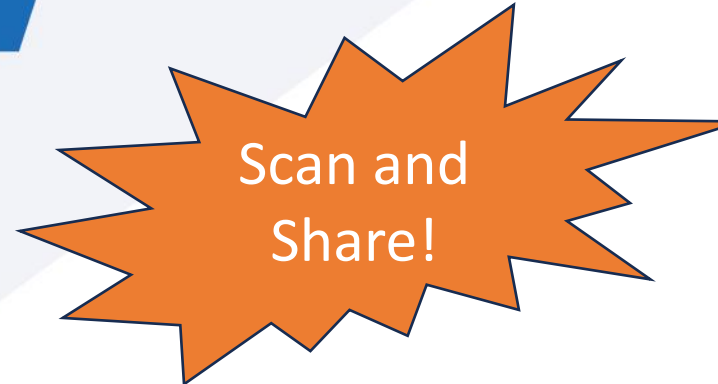
### You can make decisions for -

- Graduation
- Summer School
- June STAAR EOC Assessments Re-testers
- HB 1416 requirements (Accelerated Instruction)
- Advanced Math pathways course assignment



# NEW: Short “how-to” Video to Access Early Results

- To further support School Administrators access early results – TEA has produced the following video:



# Spring 2024 STAAR Deliverables

Reporting component	Purpose	Description	Date Available
<b>1. Early Results in Centralized Report System (CRS)</b>	Provide school systems with early individual results.	CRS user interface allows district and campus staff to: <ul style="list-style-type: none"> <li>• View disaggregated data by district, campus, or teacher roster</li> <li>• See how students answered each question</li> </ul>	<ul style="list-style-type: none"> <li>•EOC – 5/22</li> <li>•3-8 – 5/30</li> </ul>
<b>2. Preliminary Assessment Results</b> (data files and standard reports)	Provide opportunity for school systems to make corrections before info is used for accountability reporting (CAF)	Preliminary data files for all assessments. Preliminary standard reports package includes: <ul style="list-style-type: none"> <li>• Summary reports, campus rosters and student labels,</li> <li>• STAAR Report Cards (default online, paper only if LEA opts-in)</li> <li>• Item analysis reports (summary and student level)</li> </ul>	<ul style="list-style-type: none"> <li>•EOC – 6/4</li> <li>•3-8 – 6/11</li> </ul>
<b>3. Final Assessment Results</b> (data files and standard reports)	Provide school systems with official final assessment records	Updated and finalized data files and standard reports package (see above)	<ul style="list-style-type: none"> <li>•EOC – 7/10</li> <li>•3-8 – 7/19</li> </ul>
<b>4. <a href="#">Family Portal</a></b>	Provide families with student results and resources	Families can see their student’s results (including historical), how they answered each question, and resources tailored to their student	<ul style="list-style-type: none"> <li>•EOC – 6/7</li> <li>•3-8 – 6/14</li> </ul>
<b>5. <a href="#">Research Portal</a></b>	Provide the public with aggregate assessment data	Anyone can access and download statewide, district, or campus data	<ul style="list-style-type: none"> <li>•EOC – 6/7</li> <li>•3-8 – 6/14</li> </ul>

# Spring 2024 Results for Families





# The Family Portal for the Texas Assessment Program

- Provides parents and guardians access to their children's test results for STAAR, STAAR Alternate 2, TELPAS, and TELPAS Alternate.
- Allows easy access to their child's performance on each test.
- Fulfills district's reporting requirement under TAC [§101.3014\(b\)](#).

Available at [TexasAssessment.gov](https://TexasAssessment.gov).

The screenshot displays the 'Family Portal' interface for Texas Assessment. At the top, it says 'TEXAS ASSESSMENT | Family Portal' with navigation links for 'Subscribe', 'En español', 'Print', and 'Sign Out'. Below this is a dark blue header with the text 'Student's Scores for 2022-2023 School Year'. There are filters for 'Sorted by: Most Recent Test' and 'Subjects: All'. A status line indicates 'Currently Viewing: All tests in all subjects for the 2022-2023 school year'. The main content area lists three test results:

Subject	Most Recent Test	Performance Level	View Report	Download Report
STAAR U.S. History	STAAR U.S. History Test Window: Summer 2023	Masters Grade Level	View Detailed Report	Download Detailed Report
STAAR English I	STAAR English I Test Window: Spring 2023	Masters Grade Level	View Detailed Report	Download Detailed Report
STAAR Biology	STAAR Biology Test Window: Spring 2023	Masters Grade Level	View Detailed Report	Download Detailed Report

# Parents See What You See in the Centralized Reporting System (CRS)

For released STAAR assessments, parents can see:

- scale scores
- raw scores
- reporting category results
- student expectation tested
- each test question
- the correct answer
- rationales for correct/incorrect answers
- their child's answer, including constructed responses

Simply Me  
by Andrea "Vocab" Sanderson

*Verse 1*

1 Woke up to an epiphany of who I've become:  
The embodiment of my experiences,  
coupled with temperance emanated into this song.

I know right where I belong.

5 Tucked underneath my skin is the perfect  
blend: Grace, wisdom & certainty. My  
affirmations match my expectations. My  
whole body is an anthem. My heartbeat  
keeps the drum. It's so amazing!

*Verse 2*

2

10 Feeling lush virtuosity. It's  
amazing, the blend of fabric  
woven meticulously.

I see the good in  
me.

15 Natural beauty internally, it flows  
through fluidly like fine linens of self-  
love. Esteeming my heart in high regard  
looking above fault lines. No more  
earthquakes of criticism & critique.

20 Won't weigh myself against others.

I am  
unique.

From SHE LIVES IN MUSIC by Andrea "Vocab" Sanderson, FlowerSong Books. Used by permission of FlowerSong Press.

16

Use "Simply Me" to answer the following question.  
Read the question carefully. Then enter your answer in the box provided.  
What do the single-sentence stanzas in the poem "Simply Me" help the reader understand? Support your answer with evidence from the poem.

*[Rich text editor toolbar]*

The single-sentence stanzas in the poem "Simply Me" help the reader understand the message about truly accepting oneself despite the flaws and imperfections. The one line stanza "I know right where I belong" emphasizes that the speaker is confident about themselves and is accepting of their strengths as well as weaknesses. The single-sentence stanzas all contain affirmations that justify the self-worth and confidence one should have in themselves.

# Words 66 # Chars 453


# Also Provides Parents With At-Home Resources

**Resources To Help Your Child**


[Strategies to Improve Your Child's Understanding](#) [College and Career Readiness](#) [Additional Resources](#)

---

**Strategies to Improve Your Child's Understanding**

 **Reading**

- Work with your child to read multiple fiction texts by the same author. Discuss and compare with your child the ideas, topics, and styles the author uses throughout his or her writing.
- Have your child read multiple accounts written by different authors of the same current or historical event. Then ask him or her to evaluate the way authors use language and rhetoric to advance an argument or viewpoint.

 **Writing**

- Ask your child to draft a proposal for his or her own television show, podcast, book, or movie. Have your child write a few paragraphs describing the idea, how it could be presented, and why it would appeal to an audience.
- Work with your child to review an essay that he or she has recently written. Have your child focus on adding or removing details to better support the thesis of his or her text. Discuss how to improve the writing by making interesting word choices and providing detailed descriptions.

**Resources To Help Your Child**

[Strategies to Improve Your Child's Understanding](#) [College and Career Readiness](#) [Additional Resources](#)

---

**College and Career Readiness**

**Plan for College**

**Learning about Colleges and Degree Programs**

- Attend a college and career fair to learn about colleges, degree programs, and admissions requirements.
- Take a virtual tour of colleges that interest you, or visit a local college with your parents.

**Preparing for College in High School**

- Explore advanced coursework such as Advanced Placement and International Baccalaureate classes and dual credit options offered by a local community college.
- Prepare for college readiness assessments such as the PSAT, the ACT Aspire, and/or the Texas Success Initiative Assessment (TSIA).

**Building a College Resume**

- Get involved in extracurricular activities. (Colleges look for students who are active leaders in their schools.)
- Participate in a summer enrichment program. (Check out local universities and your local school district for opportunities.)

**Prepare for a Career**

**Exploring Career Options**

- Research careers and occupations based on your interests and lifestyle expectations and/or ask about local internship opportunities.
- Explore Career and Technical Education (CTE) course offerings connected to your career interests.
- Talk with a recruiter about military enlistment options.

- Provides easy-to-use resources to support learning at home.
- Provides customized resources for each test based on the performance level the student achieved.
- Provides college and career readiness resources for STAAR EOC assessments.
- Provides links to special education and emergent bilingual parent websites, as applicable.

# Providing Families Access to Assessment Results

- The simplest way to provide access to all families is to integrate TEA’s family portal access links into your local parent portals by enabling Single Sign-On.
- Step-by-step guidance to enable SSO integration between the Family Portal and your local parent portal can be found here:

<https://www.texasassessment.gov/family-portal-info.html>

- If your team needs assistance enabling SSO please contact our Student Assessment team at:

[Student Assessment Help Desk](#)

LEAs with SSO Enabled	
February 2023	May 2024
38%	88%

# Examples of SSO in Local Portals

## SKYWARD

SKYWARD Family Access

VIEW ALL STUDENTS

Attendance Calendar Discipline Grading Portfolio Schedule Student Profile Texas Assessments

Student Name 2023-2024

Attendance Calendar Discipline Grading Portfolio Schedule Student Profile Texas Assessments

Family Access - Google Chrome

Not secure | skydevapprog2/scripts11/cgiip.exe/WService=64609web/sfhome01.w

Sherita Hennekescr Examples My Account Contact Us Email History Exit

SKYWARD Family Access All Students

Home

New Student Online Enrollment

Online Forms

Gradebook

Attendance

Student Info

Schedule

An Online Form is now available to fill out

Student Contact Information is now available to fill out at 002 09-12 (6 6-wks), yet has not been completed for Ezra. It is due by 09-28-2034.  
Fill out Online Form for Ezra

Student Contact Information is now available to fill out at 108 05-06 (6 6-wks) =>106, yet has not been completed for Alaina. It is due by 09-28-2034.  
Fill out Online Form for Alaina

No messages were found.

District Links

Cambium Assessment (Ezra)

Cambium Assessment (Alaina)



### Note:

Access links may be located in different places, depending on the architecture of your local parent portal.

# Examples of SSO in Local Portals

## ASCENDER

The screenshot displays the ASCENDER PARENT PORTAL interface. On the left is a sidebar with the following sections: 'Selected Student:' with a profile icon and name field; 'DISTRICT:' with a dropdown menu; 'CAMPUS:' with a dropdown menu; 'STUDENT:' with an 'Add Student' button and a 'My Students' dropdown; and 'NAVIGATION:' with a 'Summary' link. The main content area features a 'Campus message' header, a student profile card with 'Attendance Alerts: 12' and 'Grade Alerts: 0', a '100%' progress bar, and a 'Registration' button. Below the profile card is a 'Published Grades' section containing three buttons: 'Texas Assessment' (circled in red), 'Report Card', and 'Interim Progress Report'. At the bottom of the main content area is a 'Class Schedule' link.



**Note:**  
Access links may be located in different places, depending on the architecture of your local parent portal.

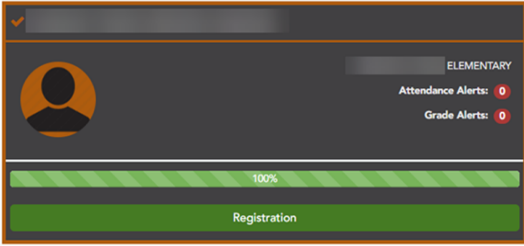
# Examples of SSO in Local Portals

## ASCENDER

Summary

District Message

Campus Message



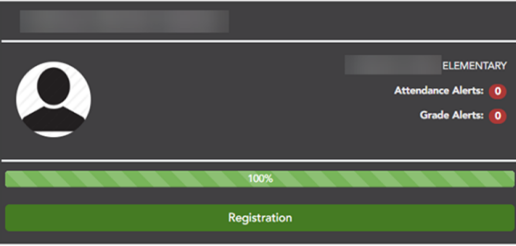
ELEMENTARY

Attendance Alerts: 0

Grade Alerts: 0

100%

Registration



ELEMENTARY

Attendance Alerts: 0

Grade Alerts: 0

100%

Registration

Published Grades

[Texas Assessment](#) [Report Card](#) [Interim Progress Report](#)

Class Schedule

Period	Course	Instructor	Room	Last Updated
1				
2				
3				



**Note:**  
Access links may be located in different places, depending on the architecture of your local parent portal.

# Examples of SSO in Local Portals

## POWERSCHOOL

The screenshot shows the PowerSchool Home Access Center interface. At the top, there are navigation icons for Home, Attendance, Classes, Grades, Student Support, and Registration. Below these is a horizontal menu with tabs for IPR, Report Card, Transcript, Test Scores, and Texas Test Scores. The Texas Test Scores tab is selected, and a red box highlights two links: "Click here to go to the Texas Student Portal (English version)" and "Click here to go to the Texas Student Portal (Spanish version)". The footer includes the Home Access Center logo and the copyright notice: © 2003 - 2024 PowerSchool. All Rights Reserved.

## FRONTLINE

The screenshot shows the Frontline "My Students" page. It features a navigation bar with tabs for My Students, Attendance, Report Cards, Email Teacher, Schedule, Edit Contact Info, Notifications, Immunization, Medical History, Campus Messages, Credit Summary, Registration, and 4 Year Plan. Below the navigation bar is a "Student List" table with columns for Local ID, State Unique ID, and Name. A red box highlights a link labeled "Texas Assessment Parent Portal" located in the bottom right corner of the table area.




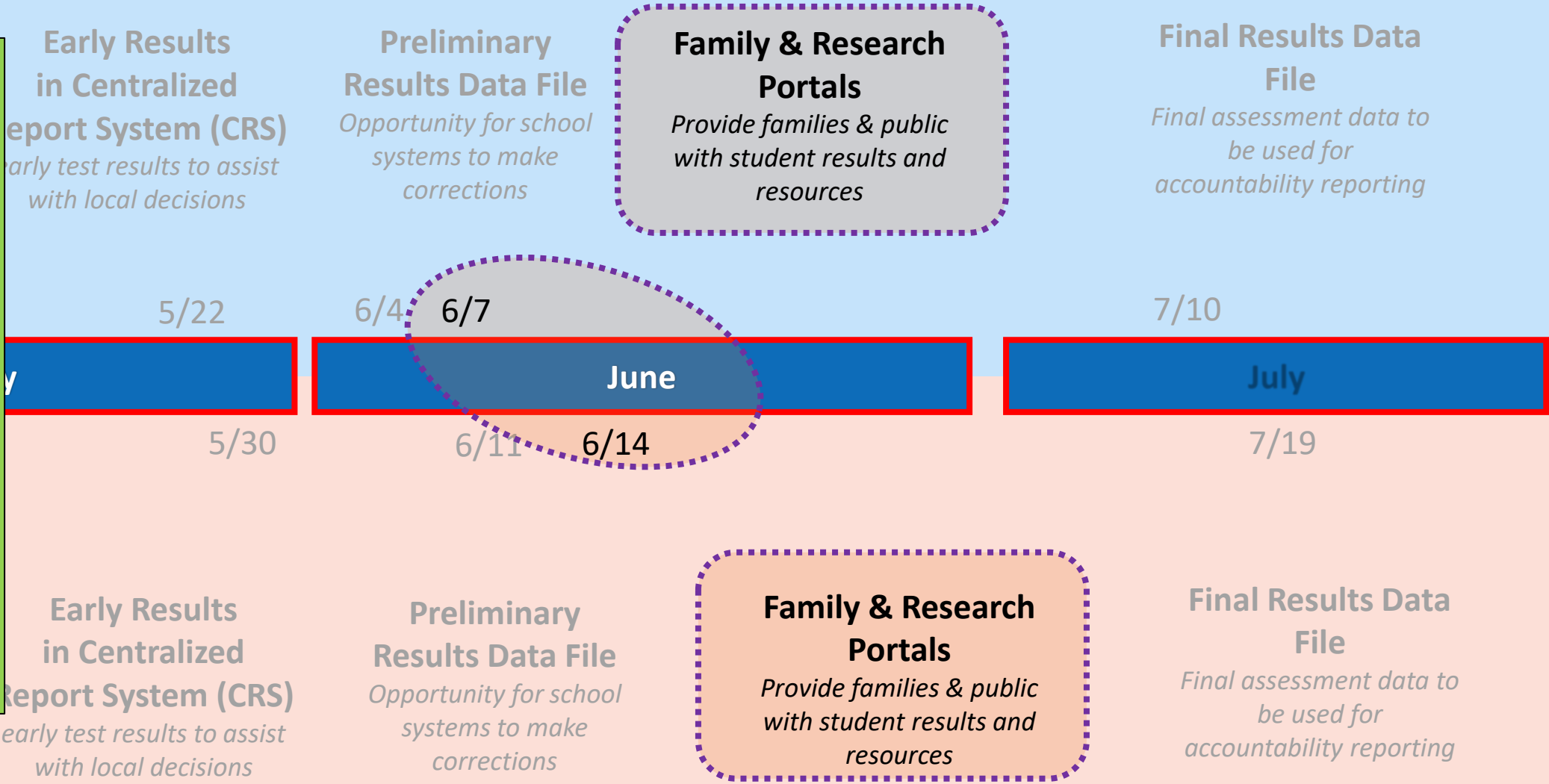
Note:

Access links may be located in different places, depending on the architecture of your local parent portal.



# Spring '24 STAAR EOC Reporting Timeline

  
**Email families the day results are available. They can login to your local school district's parent portal, and from there, access full STAAR results via SSO to the TXAssessment.gov Family Portal.**



# Spring '24 STAAR 3-8 Reporting Timeline

# 2024 Log In & Learn More Toolkit

District resources for communicating STAAR results to families

## Log In & Learn More One-pagers for EOC and Grades 3-8

### One-pagers for STAAR End-of-Course (EOC) Assessments

For use in 2024; STAAR EOC Assessment results will be available to families on **Friday, June 7, 2024**.

#### Texas Assessment Website Family Portal Log On Information

- STAAR EOC Assessments — Access Code (PDF)  
Published May 14, 2024
- STAAR EOC Assessments — Access Code (Word Doc)  
Published May 14, 2024

#### Single-Sign-On (District Family Portal) Log On Information

- STAAR EOC Assessments — SSO (PDF)  
Published May 14, 2024
- STAAR EOC Assessments — SSO (Word Doc)  
Published May 14, 2024

#### Screenshot preview of PDF:



### One-pagers for STAAR Grades 3-8 Assessments

For use in 2024; STAAR Grades 3-8 Assessment results will be available to families on **Friday, June 14, 2024**.

#### Texas Assessment Website Family Portal Log On Information

- STAAR Grades 3-8 Assessments — Access Code (PDF)  
Published May 14, 2024
- STAAR Grades 3-8 Assessments — Access Code (Word Doc)  
Published May 14, 2024

#### Single-Sign-On (District Family Portal) Log On Information

- STAAR Grades 3-8 Assessments — SSO (PDF)  
Published May 14, 2024
- STAAR Grades 3-8 Assessments — SSO (Word Doc)  
Published May 14, 2024

#### Screenshot preview of PDF:



- For districts to use with parents and guardians to announce release of STAAR results

- Includes

- one-page flyers
- sample emails
- social media assets and sample posts

- The new webpage is available at:

<https://tea.texas.gov/student-assessment/testing/staar/2024-log-in-and-learn-more-toolkit>